

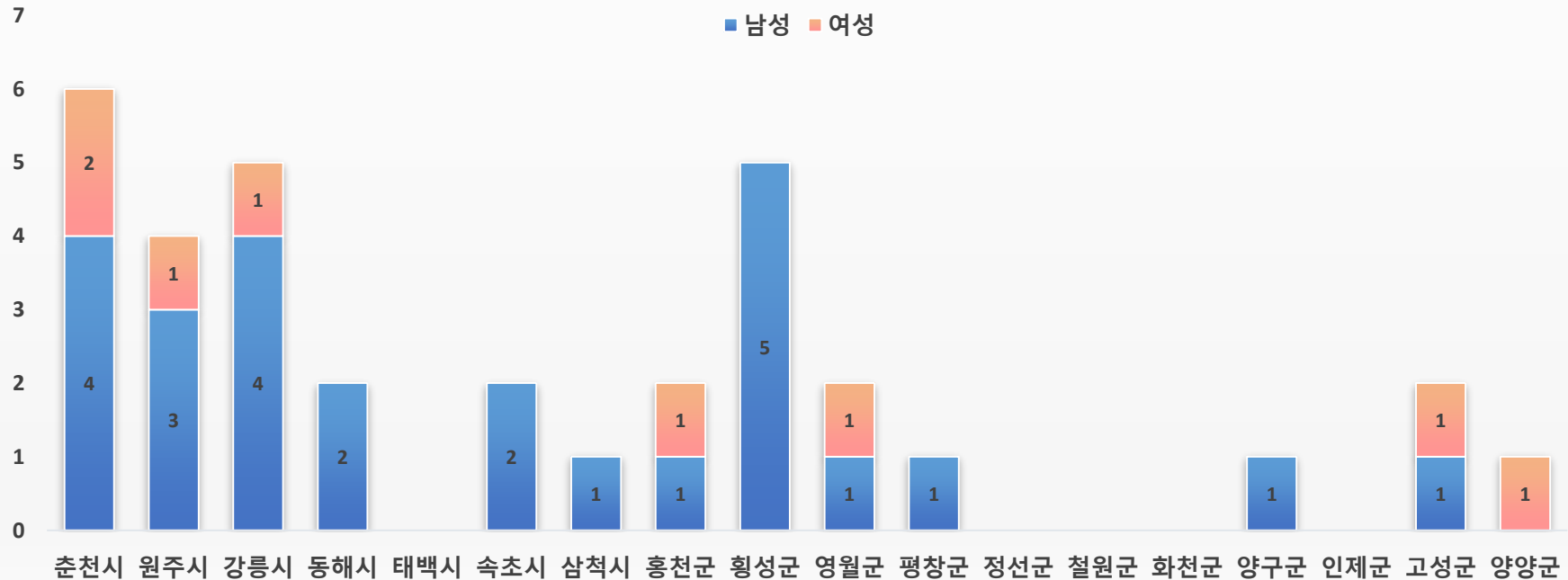
2020년 3월 강원도 자살사망자 현황

- 기간 : 2020.03.01. - 03.31.
- 근거 : 강원도자살예방센터 자체 조사자료
[자살사망자 발견지역 기준]



2020년 3월 시군별 | 자살사망자 수 | 성별

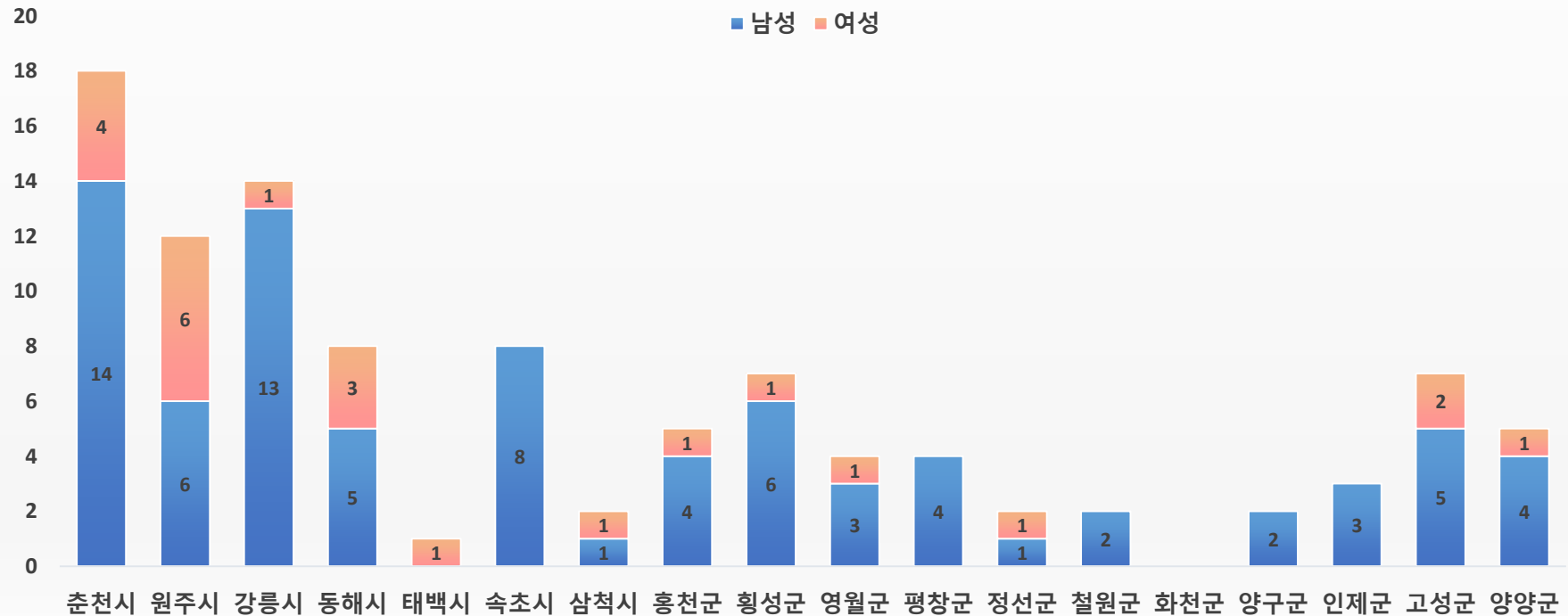
구분		춘천시	원주시	강릉시	동해시	태백시	속초시	삼척시	홍천군	횡성군	영월군	평창군	정선군	철원군	화천군	양구군	인제군	고성군	양양군	전체
남성	N	4	3	4	2	0	2	1	1	5	1	1	0	0	0	1	0	1	0	26
	%	66.7	75.0	80.0	100.0	0.0	100.0	100.0	50.0	100.0	50.0	100.0	0.0	0.0	0.0	100.0	0.0	50.0	0.0	76.5
여성	N	2	1	1	0	0	0	0	1	0	1	0	0	0	0	0	0	1	1	8
	%	33.3	25.0	20.0	0.0	0.0	0.0	0.0	50.0	0.0	50.0	0.0	0.0	0.0	0.0	0.0	0.0	50.0	100.0	23.5
전체	N	6	4	5	2	0	2	1	2	5	2	1	0	0	0	1	0	2	1	34
	%	100.0	100.0	100.0	100.0	0.0	100.0	100.0	100.0	100.0	100.0	100.0	0.0	0.0	0.0	100.0	0.0	100.0	100.0	100.0





2020년 1-3월 | 시군별 | 자살사망자 수 | 성별

구분		춘천시	원주시	강릉시	동해시	태백시	속초시	삼척시	홍천군	횡성군	영월군	평창군	정선군	철원군	화천군	양구군	인제군	고성군	양양군	전체
남성	N	14	6	13	5	0	8	1	4	6	3	4	1	2	0	2	3	5	4	81
	%	77.8	50.0	92.9	62.5	0.0	100.0	50.0	80.0	85.7	75.0	100.0	50.0	100.0	0.0	100.0	100.0	71.4	80.0	77.9
여성	N	4	6	1	3	1	0	1	1	1	1	0	1	0	0	0	0	2	1	23
	%	22.2	50.0	7.1	37.5	100.0	0.0	50.0	20.0	14.3	25.0	0.0	50.0	0.0	0.0	0.0	0.0	28.6	20.0	22.1
전체	N	18	12	14	8	1	8	2	5	7	4	4	2	2	0	2	3	7	5	104
	%	100.0	100.0	100.0	100.0	100.0	100.0	100.0	100.0	100.0	100.0	100.0	100.0	100.0	0.0	100.0	100.0	100.0	100.0	100.0





2020년 3월 시군별 | 자살사망자 수 | 연령대

구분		춘천시	원주시	강릉시	동해시	태백시	속초시	삼척시	홍천군	횡성군	영월군	평창군	정선군	철원군	화천군	양구군	인제군	고성군	양양군	전체
10대	N	0	1	0	0	0	0	0	0	0	0	0	0	0	0	0	0	1	0	2
	%	0.0	25.0	0.0	0.0	0.0	0.0	0.0	0.0	0.0	0.0	0.0	0.0	0.0	0.0	0.0	0.0	50.0	0.0	5.9
20대	N	1	0	0	0	0	0	1	0	0	0	0	0	0	0	0	0	1	0	3
	%	16.7	0.0	0.0	0.0	0.0	0.0	100.0	0.0	0.0	0.0	0.0	0.0	0.0	0.0	0.0	0.0	50.0	0.0	8.8
30대	N	1	0	0	1	0	0	0	0	0	0	0	0	0	0	0	0	0	0	2
	%	16.7	0.0	0.0	50.0	0.0	0.0	0.0	0.0	0.0	0.0	0.0	0.0	0.0	0.0	0.0	0.0	0.0	0.0	5.9
40대	N	1	0	2	0	0	0	0	1	1	1	0	0	0	0	1	0	0	0	7
	%	16.7	0.0	40.0	0.0	0.0	0.0	0.0	50.0	20.0	50.0	0.0	0.0	0.0	0.0	100.0	0.0	0.0	0.0	20.6
50대	N	2	2	0	1	0	1	0	0	1	1	0	0	0	0	0	0	0	1	9
	%	33.3	50.0	0.0	50.0	0.0	50.0	0.0	0.0	20.0	50.0	0.0	0.0	0.0	0.0	0.0	0.0	0.0	100.0	26.5
60대	N	0	1	3	0	0	1	0	0	0	0	0	0	0	0	0	0	0	0	5
	%	0.0	25.0	60.0	0.0	0.0	50.0	0.0	0.0	0.0	0.0	0.0	0.0	0.0	0.0	0.0	0.0	0.0	0.0	14.7
70대	N	1	0	0	0	0	0	0	1	3	0	1	0	0	0	0	0	0	0	6
	%	16.7	0.0	0.0	0.0	0.0	0.0	0.0	50.0	60.0	0.0	100.0	0.0	0.0	0.0	0.0	0.0	0.0	0.0	17.6
전체	N	6	4	5	2	0	2	1	2	5	2	1	0	0	0	1	0	2	1	34
	%	100.0	100.0	100.0	100.0	0.0	100.0	100.0	100.0	100.0	100.0	100.0	0.0	0.0	0.0	100.0	0.0	100.0	100.0	100.0



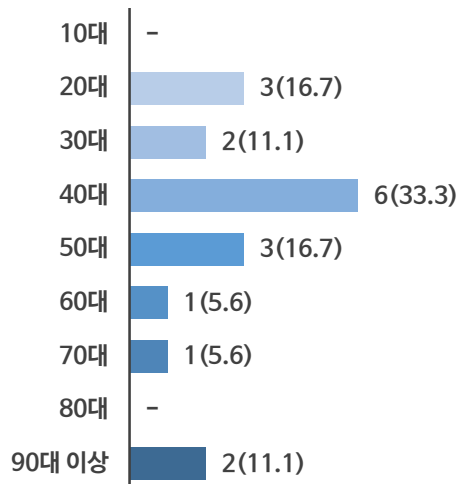
2020년 1-3월 | 시군별 | 자살사망자 수 | 연령대

구분		춘천시	원주시	강릉시	동해시	태백시	속초시	삼척시	홍천군	횡성군	영월군	평창군	정선군	철원군	화천군	양구군	인제군	고성군	양양군	전체
10대	N	0	1	0	0	0	0	0	0	0	0	0	0	0	0	0	0	1	0	2
	%	0.0	8.3	0.0	0.0	0.0	0.0	0.0	0.0	0.0	0.0	0.0	0.0	0.0	0.0	0.0	0.0	14.3	0.0	1.9
20대	N	3	1	0	0	0	1	1	0	0	0	1	0	1	0	0	0	2	0	10
	%	16.7	8.3	0.0	0.0	0.0	12.5	50.0	0.0	0.0	0.0	25.0	0.0	50.0	0.0	0.0	0.0	28.6	0.0	9.6
30대	N	2	1	0	1	0	1	0	1	0	0	1	0	0	0	0	0	1	0	8
	%	11.1	8.3	0.0	12.5	0.0	12.5	0.0	20.0	0.0	0.0	25.0	0.0	0.0	0.0	0.0	0.0	14.3	0.0	7.7
40대	N	6	1	5	2	0	0	0	2	1	1	1	1	1	0	1	1	1	3	27
	%	33.3	8.3	35.7	25.0	0.0	0.0	0.0	40.0	14.3	25.0	25.0	50.0	50.0	0.0	50.0	33.3	14.3	60.0	26.0
50대	N	3	4	0	3	0	3	1	0	1	2	0	0	0	0	0	0	1	2	20
	%	16.7	33.3	0.0	37.5	0.0	37.5	50.0	0.0	14.3	50.0	0.0	0.0	0.0	0.0	0.0	0.0	14.3	40.0	19.2
60대	N	1	2	4	1	1	2	0	1	0	1	0	1	0	0	0	1	1	0	16
	%	5.6	16.7	28.6	12.5	100.0	25.0	0.0	20.0	0.0	25.0	0.0	50.0	0.0	0.0	0.0	33.3	14.3	0.0	15.4
70대	N	1	0	2	0	0	0	0	1	4	0	1	0	0	0	0	0	0	0	9
	%	5.6	0.0	14.3	0.0	0.0	0.0	0.0	20.0	57.1	0.0	25.0	0.0	0.0	0.0	0.0	0.0	0.0	0.0	8.7
80대	N	0	2	2	0	0	1	0	0	1	0	0	0	0	0	1	0	0	0	7
	%	0.0	16.7	14.3	0.0	0.0	12.5	0.0	0.0	14.3	0.0	0.0	0.0	0.0	0.0	50.0	0.0	0.0	0.0	6.7
90대 이상	N	2	0	1	1	0	0	0	0	0	0	0	0	0	0	0	1	0	0	5
	%	11.1	0.0	7.1	12.5	0.0	0.0	0.0	0.0	0.0	0.0	0.0	0.0	0.0	0.0	0.0	33.3	0.0	0.0	4.8
전체	N	18	12	14	8	1	8	2	5	7	4	4	2	2	0	2	3	7	5	104
	%	100.0	100.0	100.0	100.0	100.0	100.0	100.0	100.0	100.0	100.0	100.0	100.0	100.0	0.0	100.0	100.0	100.0	100.0	100.0

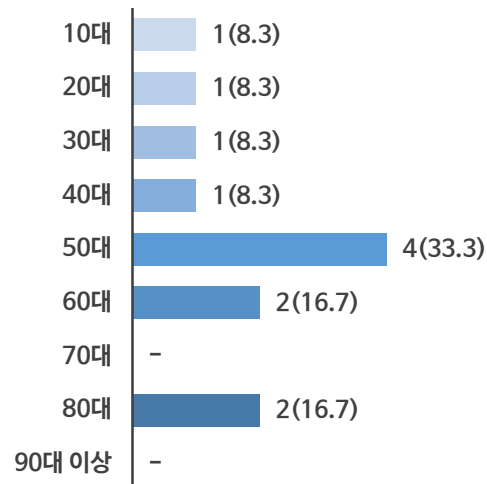


2020년 1-3월 | 시군별 | 자살사망자 수 | 연령대 (단위 : 시)

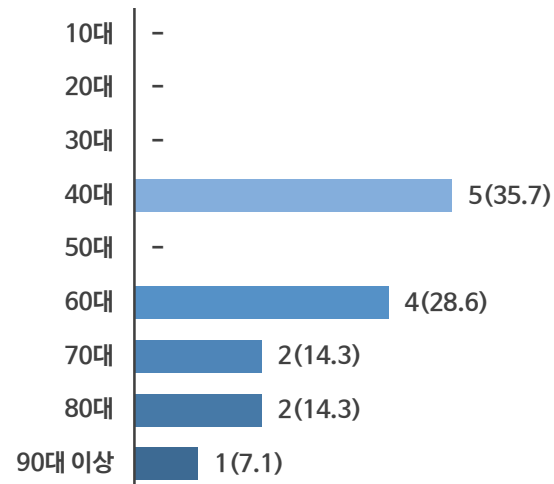
춘천시



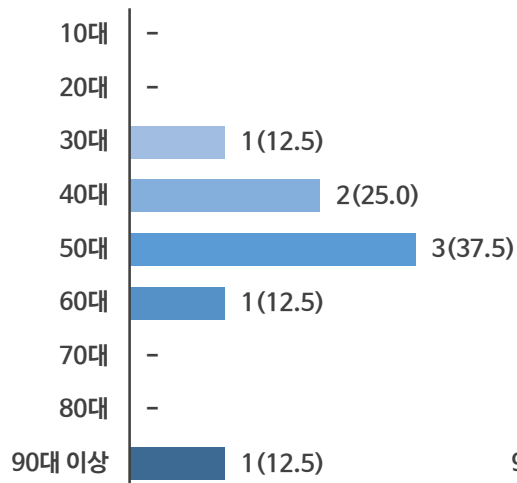
원주시




강릉시



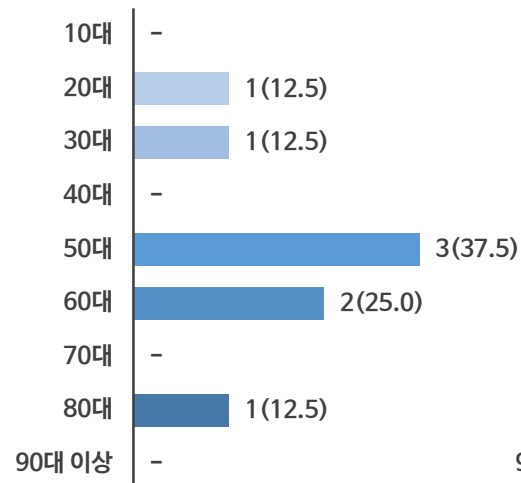
동해시



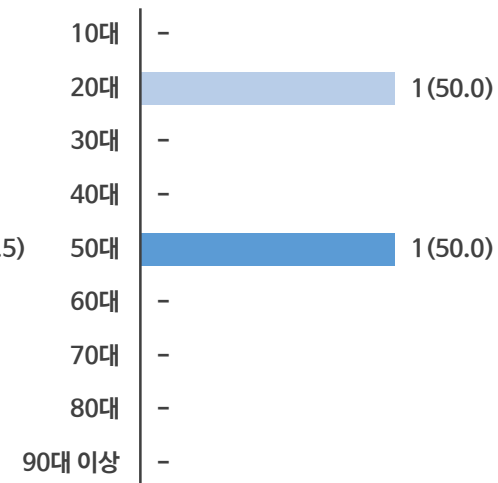
태백시



속초시



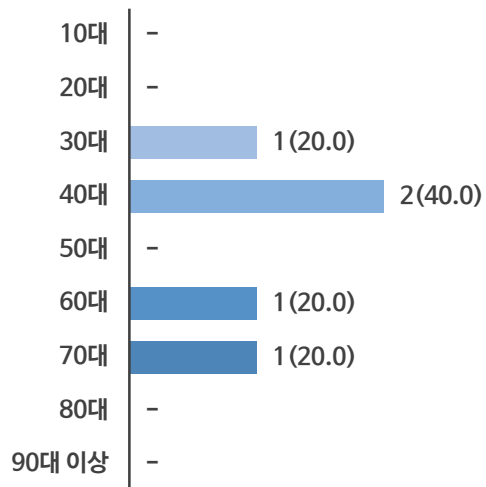
삼척시



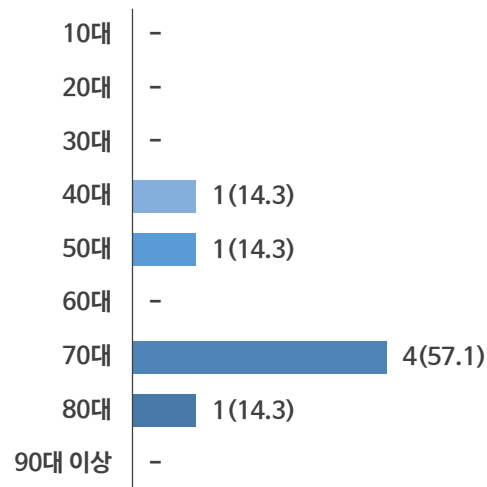


2020년 1-3월 | 시군별 | 자살사망자 수 | 연령대 (단위 : 군)

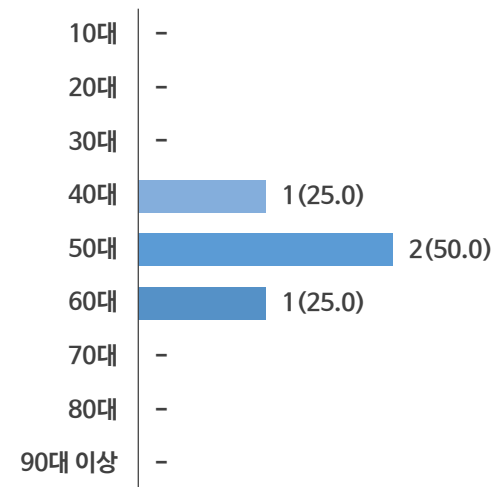
홍천군



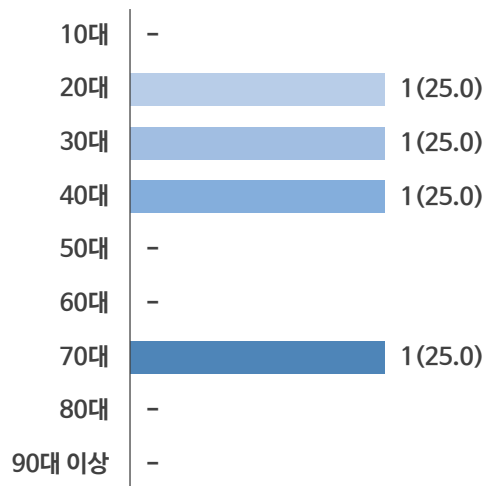
횡성군



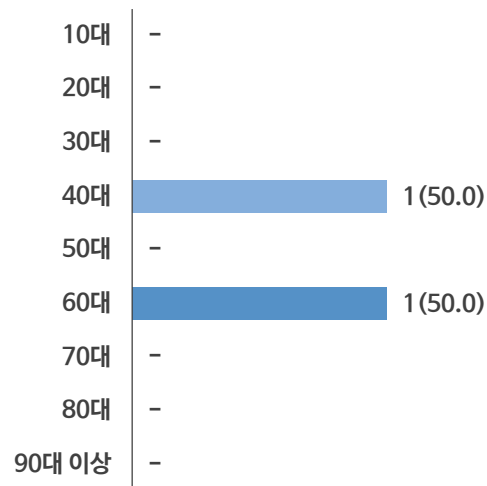
영월군



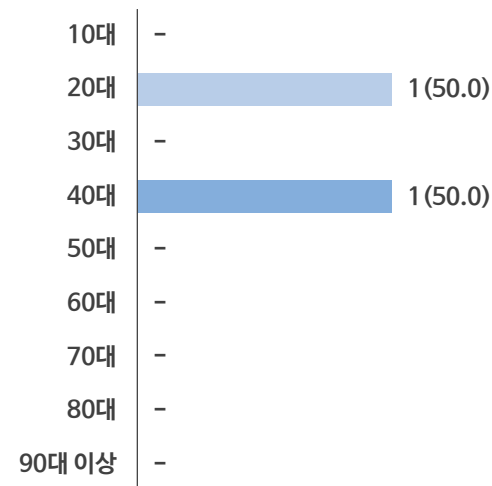
평창군



정선군



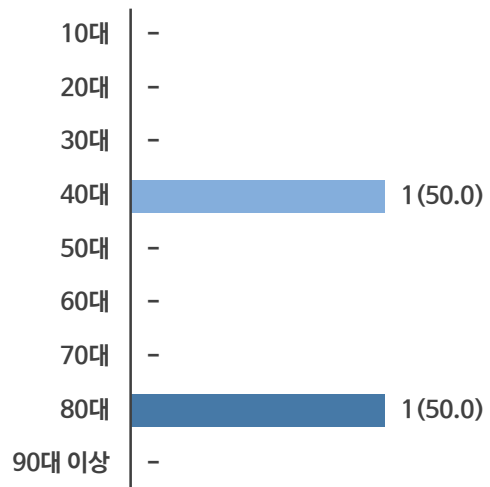
철원군



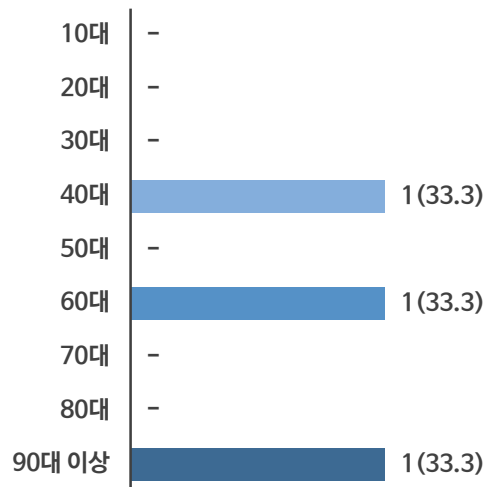


2020년 1-3월 | 시군별 | 자살사망자 수 | 연령대 (단위 : 군)

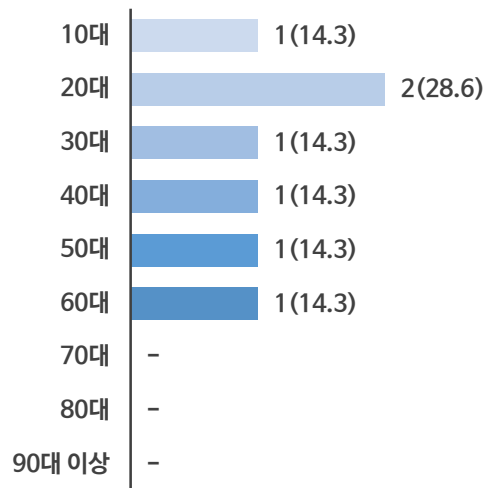
양구군



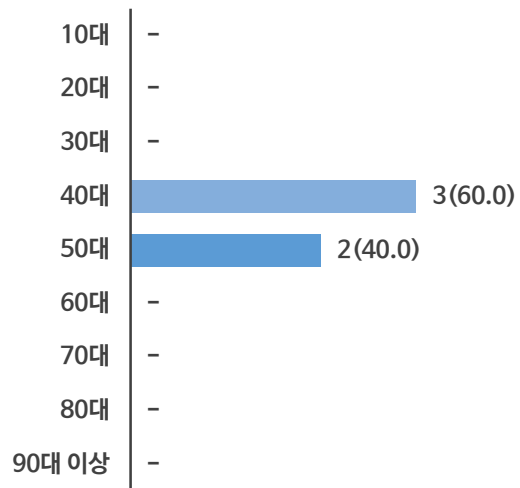
인제군



고성군



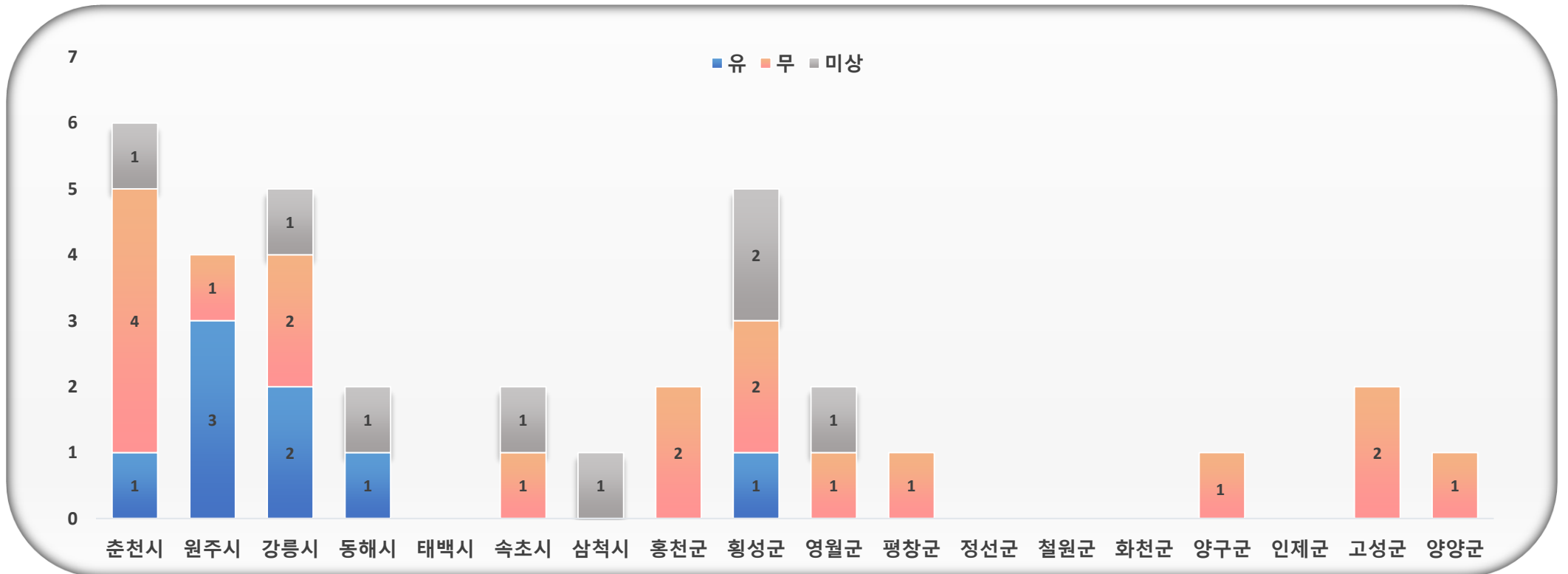
양양군





2020년 3월 시군별 | 자살사망자 수 | 직업유무

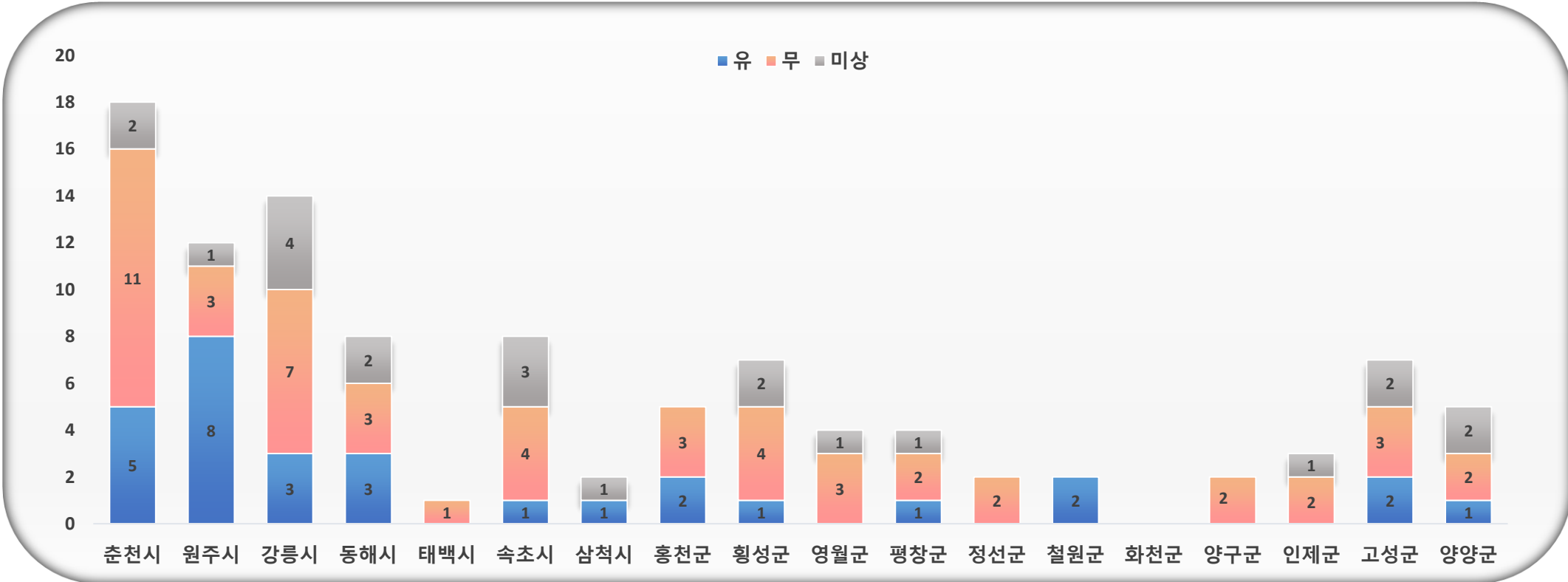
구분		춘천시	원주시	강릉시	동해시	태백시	속초시	삼척시	홍천군	횡성군	영월군	평창군	정선군	철원군	화천군	양구군	인제군	고성군	양양군	전체
유	N	1	3	2	1	0	0	0	0	1	0	0	0	0	0	0	0	0	0	8
	%	16.7	75.0	40.0	50.0	0.0	0.0	0.0	0.0	20.0	0.0	0.0	0.0	0.0	0.0	0.0	0.0	0.0	0.0	23.5
무	N	4	1	2	0	0	1	0	2	2	1	1	0	0	0	1	0	2	1	18
	%	66.7	25.0	40.0	0.0	0.0	50.0	0.0	100.0	40.0	50.0	100.0	0.0	0.0	0.0	100.0	0.0	100.0	100.0	52.9
미상	N	1	0	1	1	0	1	1	0	2	1	0	0	0	0	0	0	0	0	8
	%	16.7	0.0	20.0	50.0	0.0	50.0	100.0	0.0	40.0	50.0	0.0	0.0	0.0	0.0	0.0	0.0	0.0	0.0	23.5
전체	N	6	4	5	2	0	2	1	2	5	2	1	0	0	0	1	0	2	1	34
	%	100.0	100.0	100.0	100.0	0.0	100.0	100.0	100.0	100.0	100.0	100.0	0.0	0.0	0.0	100.0	0.0	100.0	100.0	100.0





2020년 1-3월 | 시군별 | 자살사망자 수 | 직업유무

구분		춘천시	원주시	강릉시	동해시	태백시	속초시	삼척시	홍천군	횡성군	영월군	평창군	정선군	철원군	화천군	양구군	인제군	고성군	양양군	전체
유	N	5	8	3	3	0	1	1	2	1	0	1	0	2	0	0	0	2	1	30
	%	27.8	66.7	21.4	37.5	0.0	12.5	50.0	40.0	14.3	0.0	25.0	0.0	100.0	0.0	0.0	0.0	28.6	20.0	28.8
무	N	11	3	7	3	1	4	0	3	4	3	2	2	0	0	2	2	3	2	52
	%	61.1	25.0	50.0	37.5	100.0	50.0	0.0	60.0	57.1	75.0	50.0	100.0	0.0	0.0	100.0	66.7	42.9	40.0	50.0
미상	N	2	1	4	2	0	3	1	0	2	1	1	0	0	0	0	1	2	2	22
	%	11.1	8.3	28.6	25.0	0.0	37.5	50.0	0.0	28.6	25.0	25.0	0.0	0.0	0.0	0.0	33.3	28.6	40.0	21.2
전체	N	18	12	14	8	1	8	2	5	7	4	4	2	2	0	2	3	7	5	104
	%	100.0	100.0	100.0	100.0	100.0	100.0	100.0	100.0	100.0	100.0	100.0	100.0	100.0	0.0	100.0	100.0	100.0	100.0	100.0





2020년 3월 시군별 | 자살사망자 수 | 사망시간

구분		춘천시	원주시	강릉시	동해시	태백시	속초시	삼척시	홍천군	횡성군	영월군	평창군	정선군	철원군	화천군	양구군	인제군	고성군	양양군	전체
0~6시	N	1	0	0	0	0	0	0	0	1	0	0	0	0	0	0	0	1	0	3
	%	16.7	0.0	0.0	0.0	0.0	0.0	0.0	0.0	20.0	0.0	0.0	0.0	0.0	0.0	0.0	0.0	50.0	0.0	8.8
6~12시	N	2	1	2	1	0	1	0	2	1	0	0	0	0	0	1	0	0	1	12
	%	33.3	25.0	40.0	50.0	0.0	50.0	0.0	100.0	20.0	0.0	0.0	0.0	0.0	0.0	100.0	0.0	0.0	100.0	35.3
12~18시	N	2	0	2	0	0	1	1	0	2	0	0	0	0	0	0	0	0	0	8
	%	33.3	0.0	40.0	0.0	0.0	50.0	100.0	0.0	40.0	0.0	0.0	0.0	0.0	0.0	0.0	0.0	0.0	0.0	23.5
18~24시	N	1	3	1	1	0	0	0	0	1	2	1	0	0	0	0	0	1	0	11
	%	16.7	75.0	20.0	50.0	0.0	0.0	0.0	0.0	20.0	100.0	100.0	0.0	0.0	0.0	0.0	0.0	50.0	0.0	32.4
전체	N	6	4	5	2	0	2	1	2	5	2	1	0	0	0	1	0	2	1	34
	%	100.0	100.0	100.0	100.0	0.0	100.0	100.0	100.0	100.0	100.0	100.0	0.0	0.0	0.0	100.0	0.0	100.0	100.0	100.0

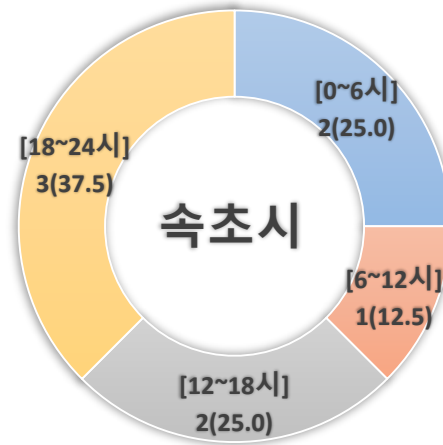
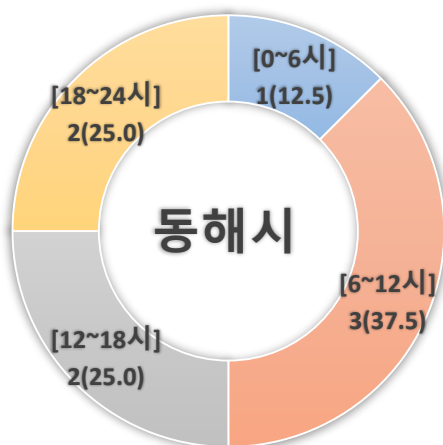
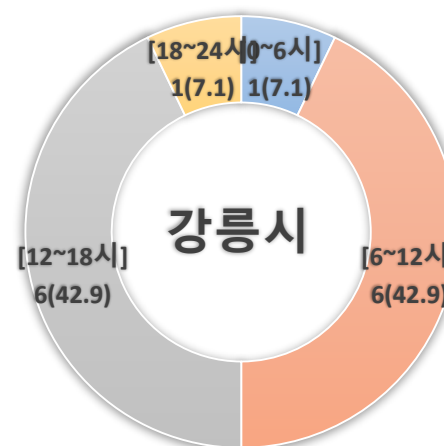
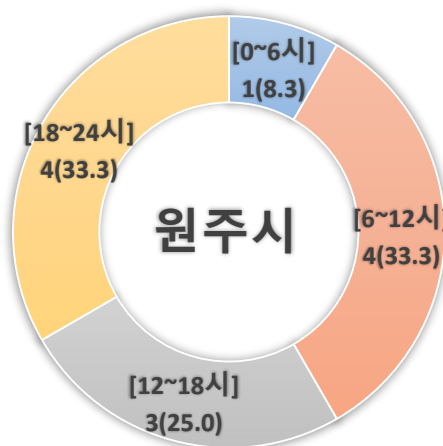
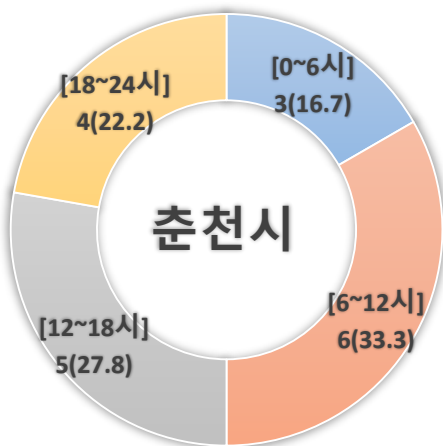


2020년 1-3월 | 시군별 | 자살사망자 수 | 사망시간

구분		춘천시	원주시	강릉시	동해시	태백시	속초시	삼척시	홍천군	횡성군	영월군	평창군	정선군	철원군	화천군	양구군	인제군	고성군	양양군	전체
0~6시	N	3	1	1	1	0	2	0	0	1	0	0	0	0	0	0	0	2	0	11
	%	16.7	8.3	7.1	12.5	0.0	25.0	0.0	0.0	14.3	0.0	0.0	0.0	0.0	0.0	0.0	0.0	28.6	0.0	10.6
6~12시	N	6	4	6	3	0	1	0	4	3	0	0	1	1	0	2	3	1	1	36
	%	33.3	33.3	42.9	37.5	0.0	12.5	0.0	80.0	42.9	0.0	0.0	50.0	50.0	0.0	100.0	100.0	14.3	20.0	34.6
12~18시	N	5	3	6	2	0	2	2	1	2	1	1	1	1	0	0	0	3	3	33
	%	27.8	25.0	42.9	25.0	0.0	25.0	100.0	20.0	28.6	25.0	25.0	50.0	50.0	0.0	0.0	0.0	42.9	60.0	31.7
18~24시	N	4	4	1	2	1	3	0	0	1	3	3	0	0	0	0	0	1	1	24
	%	22.2	33.3	7.1	25.0	100.0	37.5	0.0	0.0	14.3	75.0	75.0	0.0	0.0	0.0	0.0	0.0	14.3	20.0	23.1
전체	N	18	12	14	8	1	8	2	5	7	4	4	2	2	0	2	3	7	5	104
	%	100.0	100.0	100.0	100.0	100.0	100.0	100.0	100.0	100.0	100.0	100.0	100.0	100.0	0.0	100.0	100.0	100.0	100.0	100.0

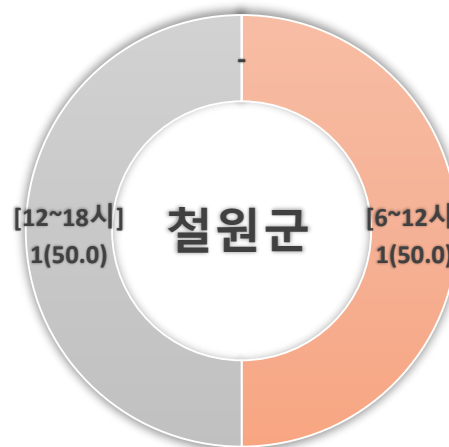
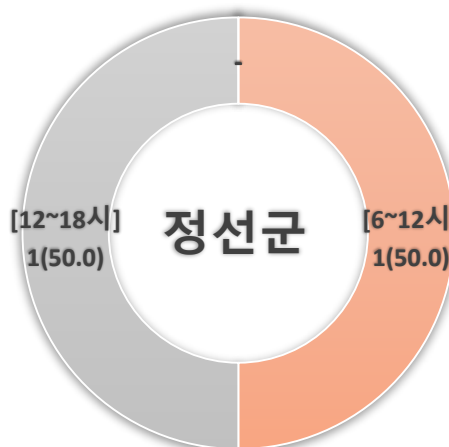
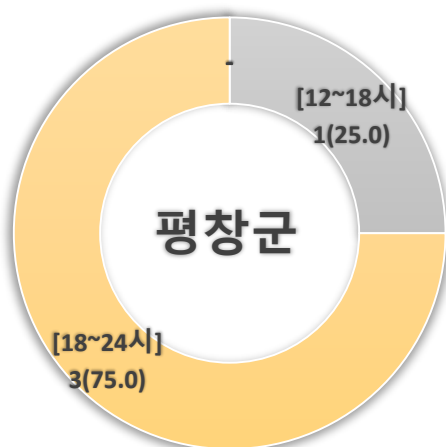
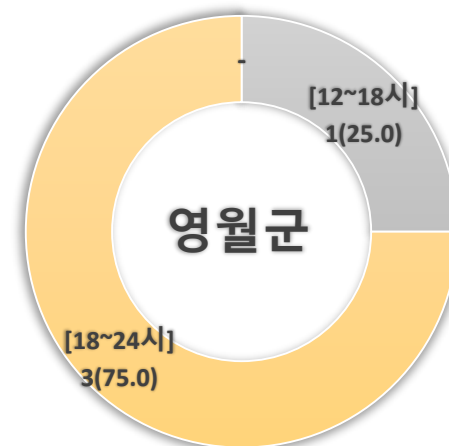
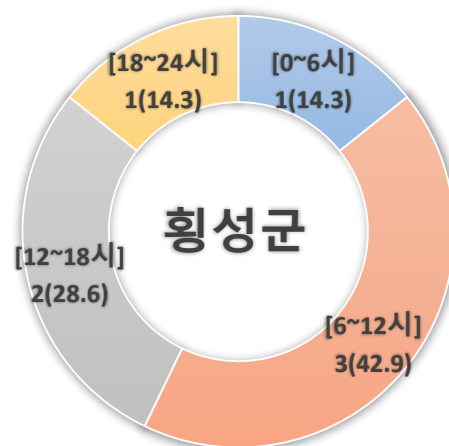
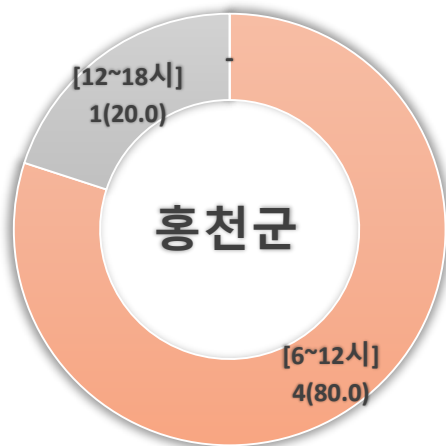


2020년 1-3월 | 시군별 | 자살사망자 수 | 사망시간 (단위 : 시)



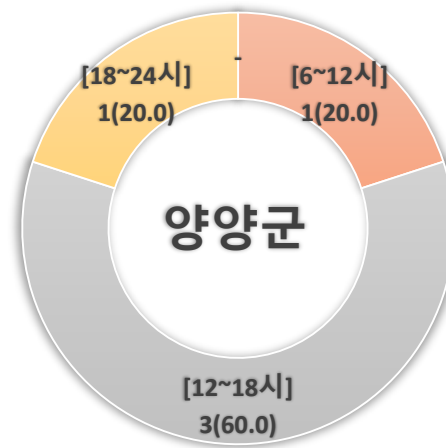
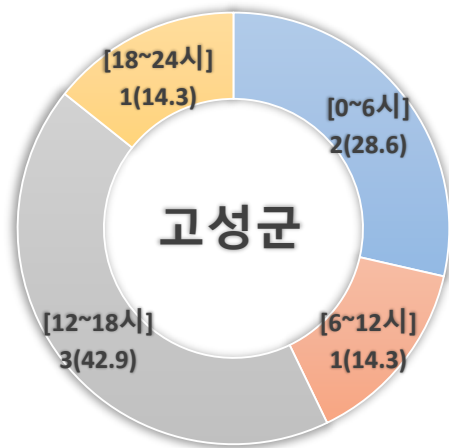
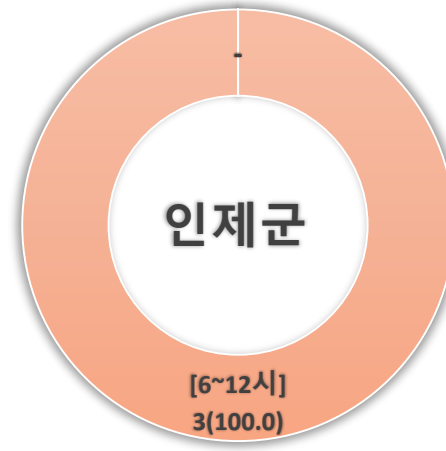
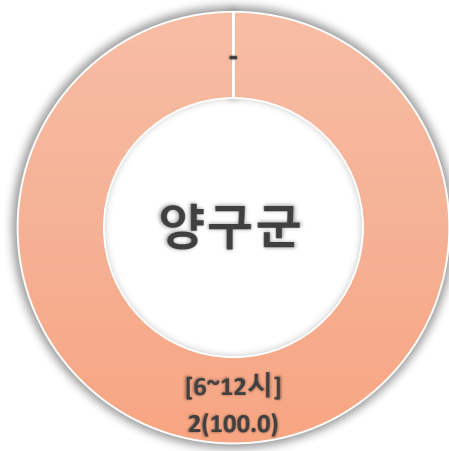


2020년 1-3월 | 시군별 | 자살사망자 수 | 사망시간 (단위 : 군)





2020년 1-3월 | 시군별 | 자살사망자 수 | 사망시간 (단위 : 군)





2020년 3월 시군별 | 자살사망자 수 | 사망장소

구분		춘천시	원주시	강릉시	동해시	태백시	속초시	삼척시	홍천군	횡성군	영월군	평창군	정선군	철원군	화천군	양구군	인제군	고성군	양양군	전체
공원	N	0	0	0	1	0	0	0	0	0	0	0	0	0	0	0	0	0	0	1
	%	0.0	0.0	0.0	50.0	0.0	0.0	0.0	0.0	0.0	0.0	0.0	0.0	0.0	0.0	0.0	0.0	0.0	0.0	2.9
교량	N	0	0	0	0	0	1	0	1	0	0	0	0	0	0	0	0	0	0	2
	%	0.0	0.0	0.0	0.0	0.0	50.0	0.0	50.0	0.0	0.0	0.0	0.0	0.0	0.0	0.0	0.0	0.0	0.0	5.9
숙박시설	N	0	0	0	1	0	0	0	0	0	0	0	0	0	0	0	0	0	0	1
	%	0.0	0.0	0.0	50.0	0.0	0.0	0.0	0.0	0.0	0.0	0.0	0.0	0.0	0.0	0.0	0.0	0.0	0.0	2.9
의료 및 복지 기관	N	0	0	0	0	0	0	0	0	0	0	0	0	0	0	0	0	0	0	0
	%	0.0	0.0	0.0	0.0	0.0	0.0	0.0	0.0	0.0	0.0	0.0	0.0	0.0	0.0	0.0	0.0	0.0	0.0	0.0
공동주택	N	3	2	3	0	0	0	0	0	0	0	0	0	0	0	0	0	1	1	10
	%	50.0	50.0	60.0	0.0	0.0	0.0	0.0	0.0	0.0	0.0	0.0	0.0	0.0	0.0	0.0	0.0	50.0	100.0	29.4
야산	N	2	1	0	0	0	0	0	0	1	1	1	0	0	0	0	0	0	0	6
	%	33.3	25.0	0.0	0.0	0.0	0.0	0.0	0.0	20.0	50.0	100.0	0.0	0.0	0.0	0.0	0.0	0.0	0.0	17.6
상업,서비스 시설	N	1	0	0	0	0	0	0	0	0	0	0	0	0	0	0	0	0	0	1
	%	16.7	0.0	0.0	0.0	0.0	0.0	0.0	0.0	0.0	0.0	0.0	0.0	0.0	0.0	0.0	0.0	0.0	0.0	2.9
단독주택	N	0	0	1	0	0	1	0	1	4	1	0	0	0	0	1	0	1	0	10
	%	0.0	0.0	20.0	0.0	0.0	50.0	0.0	50.0	80.0	50.0	0.0	0.0	0.0	0.0	100.0	0.0	50.0	0.0	29.4
기타(노상,주 차장 등)	N	0	1	1	0	0	0	1	0	0	0	0	0	0	0	0	0	0	0	3
	%	0.0	25.0	20.0	0.0	0.0	0.0	100.0	0.0	0.0	0.0	0.0	0.0	0.0	0.0	0.0	0.0	0.0	0.0	8.8
전체	N	6	4	5	2	0	2	1	2	5	2	1	0	0	0	1	0	2	1	34
	%	100.0	100.0	100.0	100.0	0.0	100.0	100.0	100.0	100.0	100.0	100.0	0.0	0.0	0.0	100.0	0.0	100.0	100.0	100.0



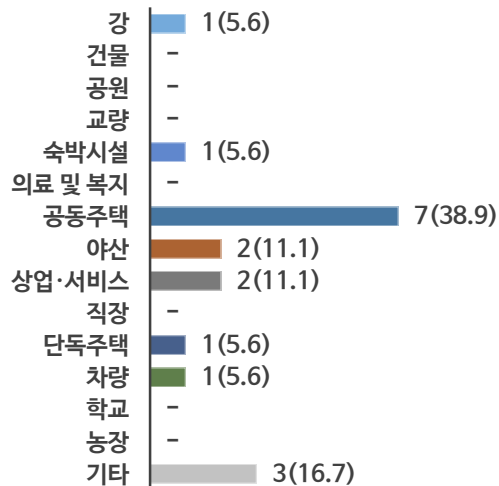
2020년 1-3월 시군별 | 자살사망자 수 | 사망장소

구분		춘천시	원주시	강릉시	동해시	태백시	속초시	삼척시	홍천군	횡성군	영월군	평창군	정선군	철원군	화천군	양구군	인제군	고성군	양양군	전체
강	N	1	0	0	0	0	0	0	0	0	0	0	0	0	0	0	0	0	0	1
	%	5.6	0.0	0.0	0.0	0.0	0.0	0.0	0.0	0.0	0.0	0.0	0.0	0.0	0.0	0.0	0.0	0.0	0.0	1.0
건물	N	0	0	0	0	0	0	0	0	0	0	0	0	0	0	0	0	0	0	0
	%	0.0	0.0	0.0	0.0	0.0	0.0	0.0	0.0	0.0	0.0	0.0	0.0	0.0	0.0	0.0	0.0	0.0	0.0	0.0
공원	N	0	0	0	1	0	0	0	0	0	0	0	0	0	0	0	0	0	0	1
	%	0.0	0.0	0.0	12.5	0.0	0.0	0.0	0.0	0.0	0.0	0.0	0.0	0.0	0.0	0.0	0.0	0.0	0.0	1.0
교량	N	0	0	0	0	0	1	0	1	0	0	0	0	0	0	0	0	0	0	2
	%	0.0	0.0	0.0	0.0	0.0	12.5	0.0	20.0	0.0	0.0	0.0	0.0	0.0	0.0	0.0	0.0	0.0	0.0	1.9
숙박시설	N	1	0	1	1	0	0	0	0	0	0	0	0	0	0	0	0	2	0	5
	%	5.6	0.0	7.1	12.5	0.0	0.0	0.0	0.0	0.0	0.0	0.0	0.0	0.0	0.0	0.0	0.0	28.6	0.0	4.8
의료 및 복 지기관	N	0	0	0	0	0	0	0	0	0	0	0	0	0	0	0	0	0	0	0
	%	0.0	0.0	0.0	0.0	0.0	0.0	0.0	0.0	0.0	0.0	0.0	0.0	0.0	0.0	0.0	0.0	0.0	0.0	0.0
공동주택	N	7	7	6	3	0	2	0	0	1	0	1	0	1	0	0	0	2	1	31
	%	38.9	58.3	42.9	37.5	0.0	25.0	0.0	0.0	14.3	0.0	25.0	0.0	50.0	0.0	0.0	0.0	28.6	20.0	29.8
야산	N	2	1	0	0	0	0	0	0	1	1	1	0	0	0	0	0	0	1	7
	%	11.1	8.3	0.0	0.0	0.0	0.0	0.0	0.0	14.3	25.0	25.0	0.0	0.0	0.0	0.0	0.0	0.0	20.0	6.7
상업.서비스 시설	N	2	1	0	2	0	0	0	0	0	0	0	0	0	0	0	0	0	0	5
	%	11.1	8.3	0.0	25.0	0.0	0.0	0.0	0.0	0.0	0.0	0.0	0.0	0.0	0.0	0.0	0.0	0.0	0.0	4.8
직장	N	0	0	1	0	0	0	0	0	0	0	0	0	0	0	0	0	0	0	1
	%	0.0	0.0	7.1	0.0	0.0	0.0	0.0	0.0	0.0	0.0	0.0	0.0	0.0	0.0	0.0	0.0	0.0	0.0	1.0
단독주택	N	1	2	3	0	1	4	1	3	4	2	0	1	0	0	2	2	1	1	28
	%	5.6	16.7	21.4	0.0	100.0	50.0	50.0	60.0	57.1	50.0	0.0	50.0	0.0	0.0	100.0	66.7	14.3	20.0	26.9
차량	N	1	0	0	0	0	0	0	0	0	0	1	0	0	0	0	0	0	1	3
	%	5.6	0.0	0.0	0.0	0.0	0.0	0.0	0.0	0.0	0.0	25.0	0.0	0.0	0.0	0.0	0.0	0.0	20.0	2.9
학교	N	0	0	0	0	0	0	0	0	0	0	0	0	0	0	0	0	0	0	0
	%	0.0	0.0	0.0	0.0	0.0	0.0	0.0	0.0	0.0	0.0	0.0	0.0	0.0	0.0	0.0	0.0	0.0	0.0	0.0
농장	N	0	0	0	0	0	0	0	0	0	0	0	0	0	0	0	0	0	0	0
	%	0.0	0.0	0.0	0.0	0.0	0.0	0.0	0.0	0.0	0.0	0.0	0.0	0.0	0.0	0.0	0.0	0.0	0.0	0.0
기타(노상, 주차장 등)	N	3	1	3	1	0	1	1	1	1	1	1	1	1	0	0	1	2	1	20
	%	16.7	8.3	21.4	12.5	0.0	12.5	50.0	20.0	14.3	25.0	25.0	50.0	50.0	0.0	0.0	33.3	28.6	20.0	19.2
전체	N	18	12	14	8	1	8	2	5	7	4	4	2	2	0	2	3	7	5	104
	%	100.0	100.0	100.0	100.0	100.0	100.0	100.0	100.0	100.0	100.0	100.0	100.0	100.0	0.0	100.0	100.0	100.0	100.0	100.0

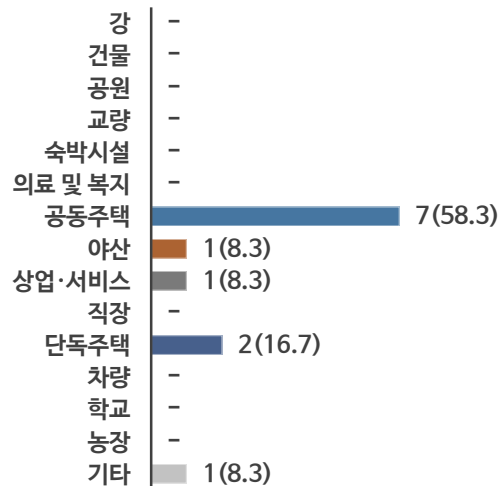


2020년 1-3월 | 시군별 | 자살사망자 수 | 사망장소 (단위 : 시)

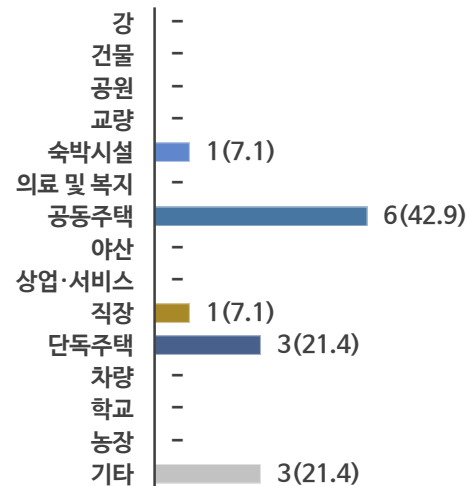
춘천시



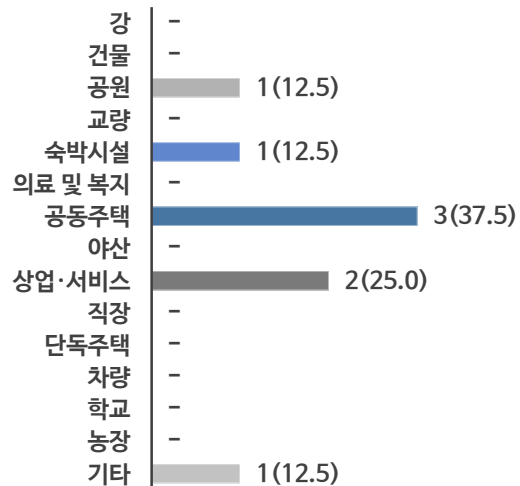
원주시




강릉시



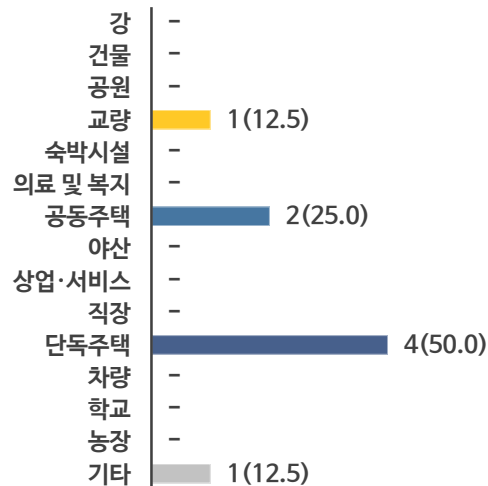
동해시



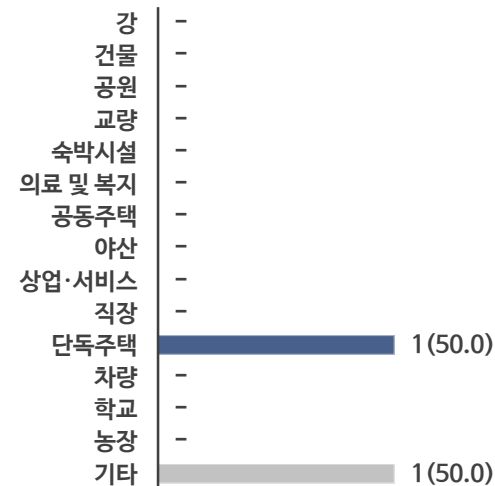
태백시



속초시



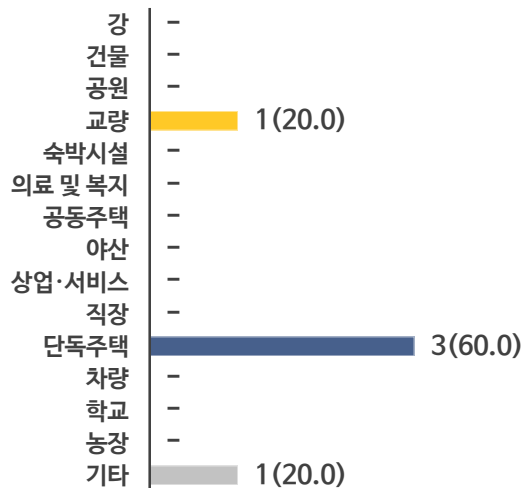
삼척시



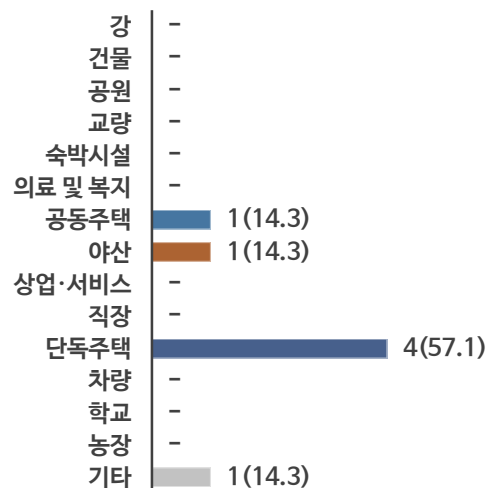


2020년 1-3월 시군별 | 자살사망자 수 | 사망장소 (단위 : 군)

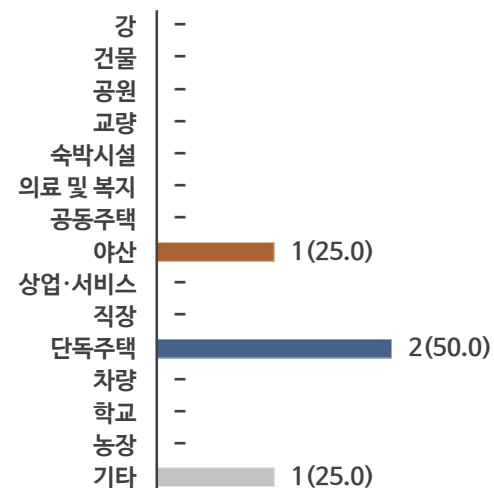
홍천군



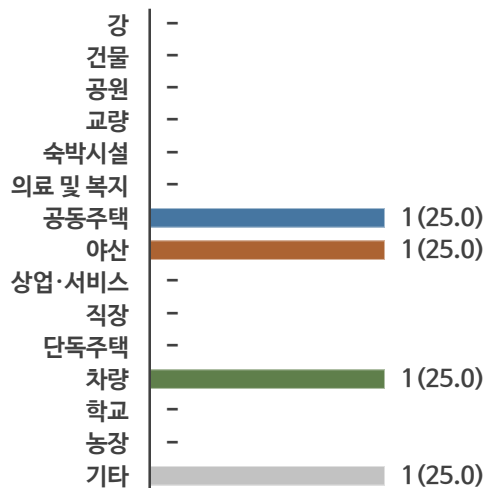
횡성군



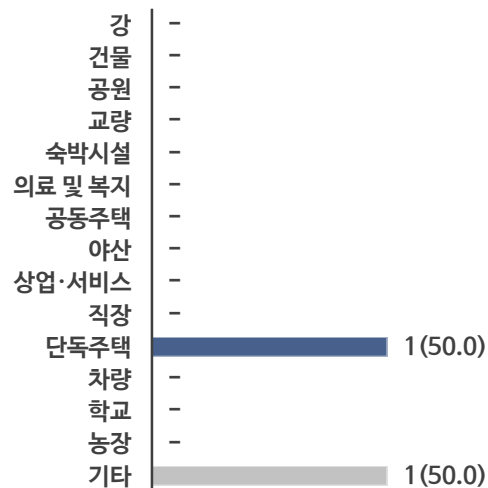
영월군



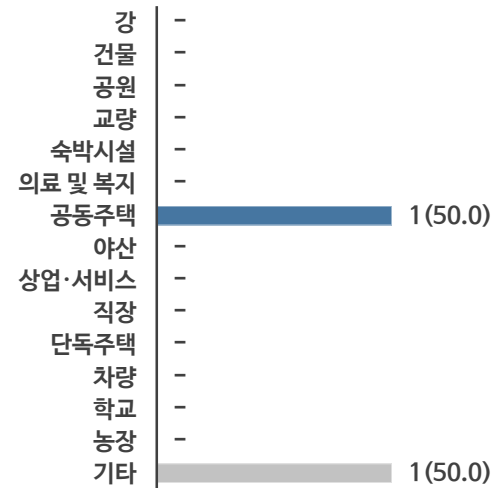
평창군



정선군




철원군



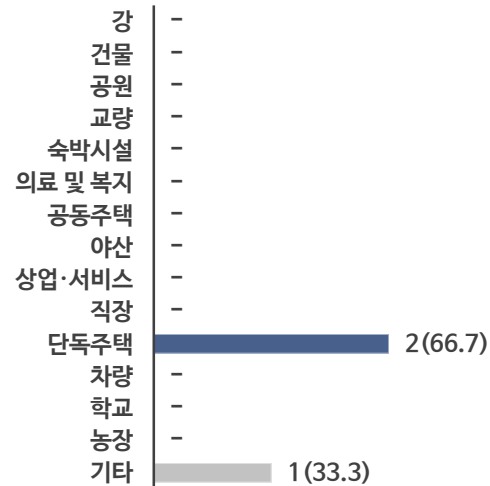


2020년 1-3월 | 시군별 | 자살사망자 수 | 사망장소 (단위 : 군)

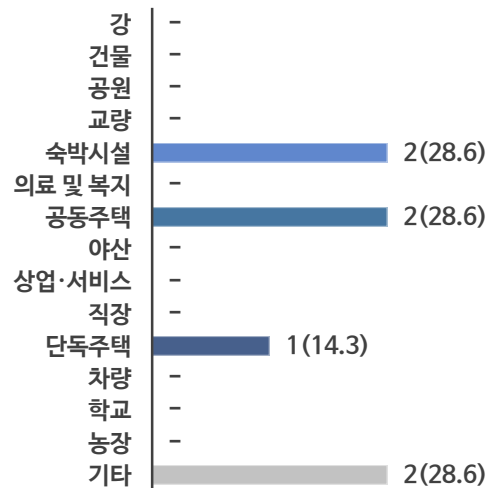
양구군



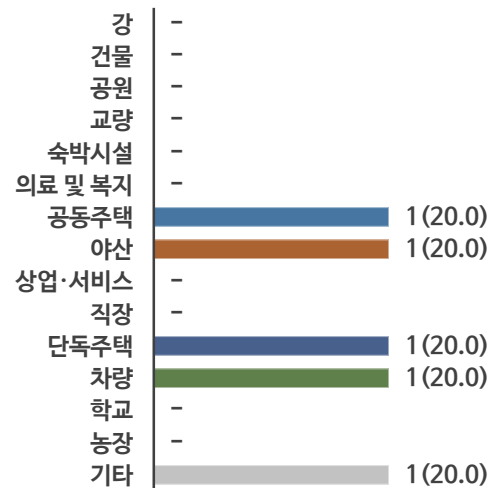
인제군



고성군



양양군





2020년 3월 시군별 | 자살사망자 수 | 사망방법

구분		춘천시	원주시	강릉시	동해시	태백시	속초시	삼척시	홍천군	횡성군	영월군	평창군	정선군	철원군	화천군	양구군	인제군	고성군	양양군	전체
약물음독	N	0	0	0	0	0	0	0	1	1	0	0	0	0	0	0	0	0	0	2
	%	0.0	0.0	0.0	0.0	0.0	0.0	0.0	50.0	20.0	0.0	0.0	0.0	0.0	0.0	0.0	0.0	0.0	0.0	5.9
가스음독	N	0	1	2	0	0	0	1	0	0	0	0	0	0	0	0	0	0	0	4
	%	0.0	25.0	40.0	0.0	0.0	0.0	100.0	0.0	0.0	0.0	0.0	0.0	0.0	0.0	0.0	0.0	0.0	0.0	11.8
목매	N	4	3	3	2	0	2	0	0	2	2	1	0	0	0	1	0	1	0	21
	%	66.7	75.0	60.0	100.0	0.0	100.0	0.0	0.0	40.0	100.0	100.0	0.0	0.0	0.0	100.0	0.0	50.0	0.0	61.8
투신 (추락/충돌)	N	1	0	0	0	0	0	0	0	0	0	0	0	0	0	0	0	1	1	3
	%	16.7	0.0	0.0	0.0	0.0	0.0	0.0	0.0	0.0	0.0	0.0	0.0	0.0	0.0	0.0	0.0	50.0	100.0	8.8
기타	N	1	0	0	0	0	0	0	1	2	0	0	0	0	0	0	0	0	0	4
	%	16.7	0.0	0.0	0.0	0.0	0.0	0.0	50.0	40.0	0.0	0.0	0.0	0.0	0.0	0.0	0.0	0.0	0.0	11.8
전체	N	6	4	5	2	0	2	1	2	5	2	1	0	0	0	1	0	2	1	34
	%	100.0	100.0	100.0	100.0	0.0	100.0	100.0	100.0	100.0	100.0	100.0	0.0	0.0	0.0	100.0	0.0	100.0	100.0	100.0



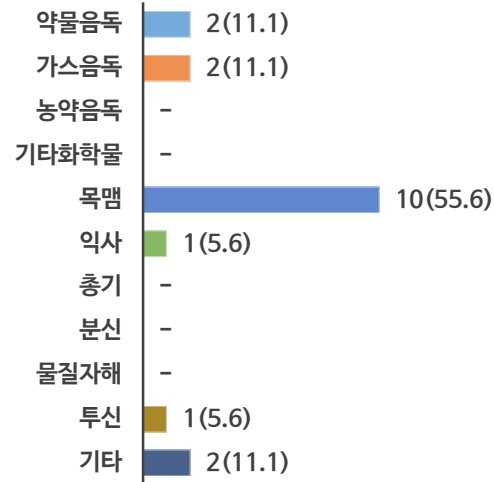
2020년 1-3월 | 시군별 | 자살사망자 수 | 사망방법

구분		춘천시	원주시	강릉시	동해시	태백시	속초시	삼척시	홍천군	횡성군	영월군	평창군	정선군	철원군	화천군	양구군	인제군	고성군	양양군	전체
약물음독	N	2	0	2	0	0	0	0	1	1	1	0	0	0	0	0	0	0	0	7
	%	11.1	0.0	14.3	0.0	0.0	0.0	0.0	20.0	14.3	25.0	0.0	0.0	0.0	0.0	0.0	0.0	0.0	0.0	6.7
가스음독	N	2	1	3	1	0	1	1	1	0	0	2	0	1	0	0	0	3	3	19
	%	11.1	8.3	21.4	12.5	0.0	12.5	50.0	20.0	0.0	0.0	50.0	0.0	50.0	0.0	0.0	0.0	42.9	60.0	18.3
농약음독	N	0	0	0	0	0	0	0	0	0	0	0	0	0	0	0	0	0	0	0
	%	0.0	0.0	0.0	0.0	0.0	0.0	0.0	0.0	0.0	0.0	0.0	0.0	0.0	0.0	0.0	0.0	0.0	0.0	0.0
기타화학물 음독	N	0	0	0	0	0	0	0	0	0	0	0	0	0	0	0	0	0	0	0
	%	0.0	0.0	0.0	0.0	0.0	0.0	0.0	0.0	0.0	0.0	0.0	0.0	0.0	0.0	0.0	0.0	0.0	0.0	0.0
목매	N	10	8	6	6	0	6	1	2	4	3	2	2	1	0	1	2	3	1	58
	%	55.6	66.7	42.9	75.0	0.0	75.0	50.0	40.0	57.1	75.0	50.0	100.0	50.0	0.0	50.0	66.7	42.9	20.0	55.8
익사	N	1	0	0	0	0	0	0	0	0	0	0	0	0	0	0	0	0	0	1
	%	5.6	0.0	0.0	0.0	0.0	0.0	0.0	0.0	0.0	0.0	0.0	0.0	0.0	0.0	0.0	0.0	0.0	0.0	1.0
총기	N	0	0	0	0	0	0	0	0	0	0	0	0	0	0	0	0	0	0	0
	%	0.0	0.0	0.0	0.0	0.0	0.0	0.0	0.0	0.0	0.0	0.0	0.0	0.0	0.0	0.0	0.0	0.0	0.0	0.0
분신	N	0	0	0	0	0	0	0	0	0	0	0	0	0	0	0	0	0	0	0
	%	0.0	0.0	0.0	0.0	0.0	0.0	0.0	0.0	0.0	0.0	0.0	0.0	0.0	0.0	0.0	0.0	0.0	0.0	0.0
물질자해 (예기/둔기)	N	0	0	0	0	0	0	0	0	0	0	0	0	0	0	0	0	0	0	0
	%	0.0	0.0	0.0	0.0	0.0	0.0	0.0	0.0	0.0	0.0	0.0	0.0	0.0	0.0	0.0	0.0	0.0	0.0	0.0
투신 (추락/충돌)	N	1	2	0	1	0	0	0	0	0	0	0	0	0	0	0	0	1	1	6
	%	5.6	16.7	0.0	12.5	0.0	0.0	0.0	0.0	0.0	0.0	0.0	0.0	0.0	0.0	0.0	0.0	14.3	20.0	5.8
기타	N	2	1	3	0	1	1	0	1	2	0	0	0	0	0	1	1	0	0	13
	%	11.1	8.3	21.4	0.0	100.0	12.5	0.0	20.0	28.6	0.0	0.0	0.0	0.0	0.0	50.0	33.3	0.0	0.0	12.5
전체	N	18	12	14	8	1	8	2	5	7	4	4	2	2	0	2	3	7	5	104
	%	100.0	100.0	100.0	100.0	100.0	100.0	100.0	100.0	100.0	100.0	100.0	100.0	100.0	0.0	100.0	100.0	100.0	100.0	100.0

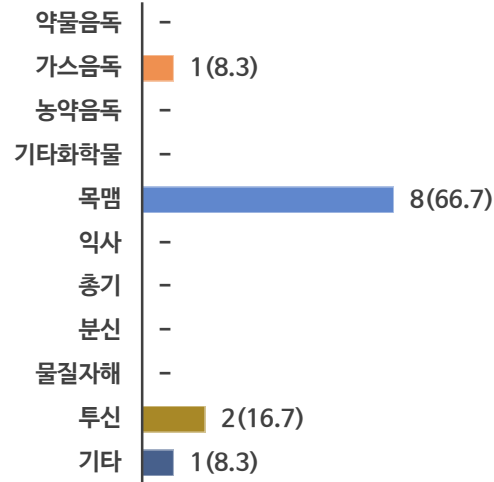


2020년 1-3월 | 시군별 | 자살사망자 수 | 사망방법 (단위 : 시)

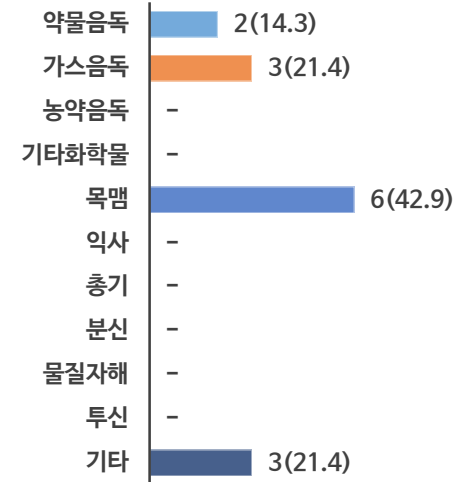
춘천시



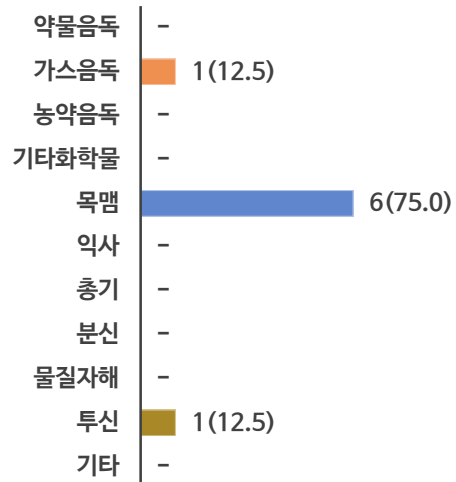
원주시



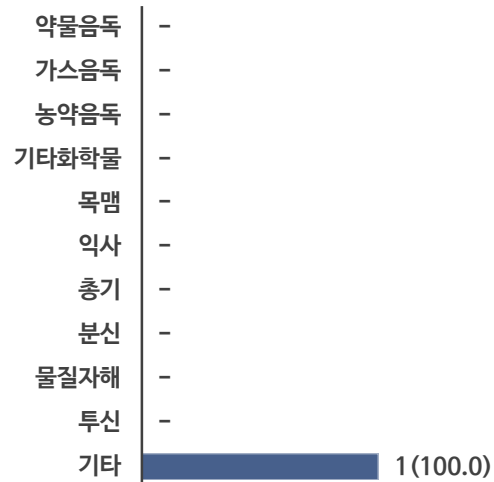
강릉시



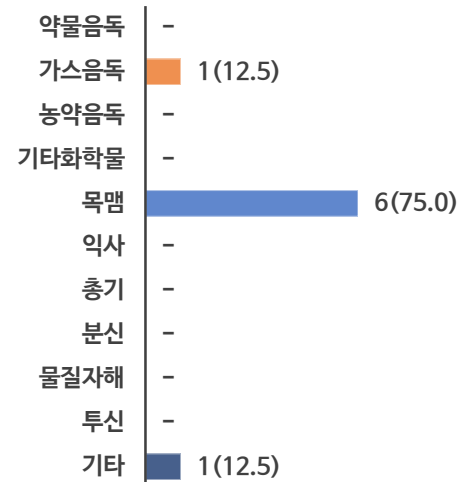
동해시



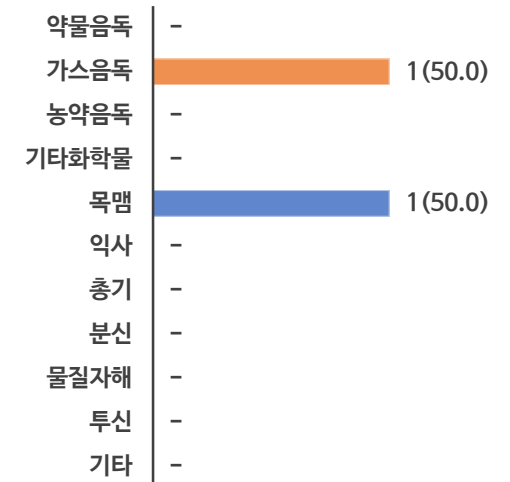
태백시



속초시



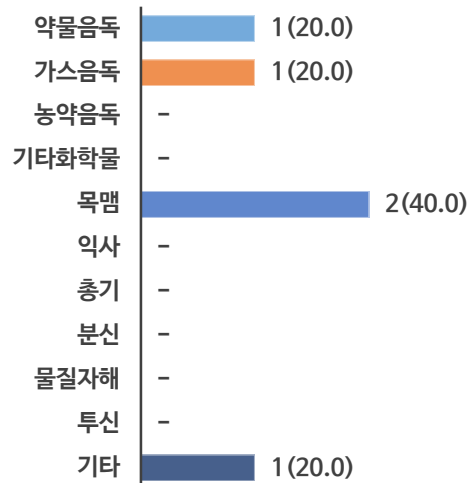
삼척시



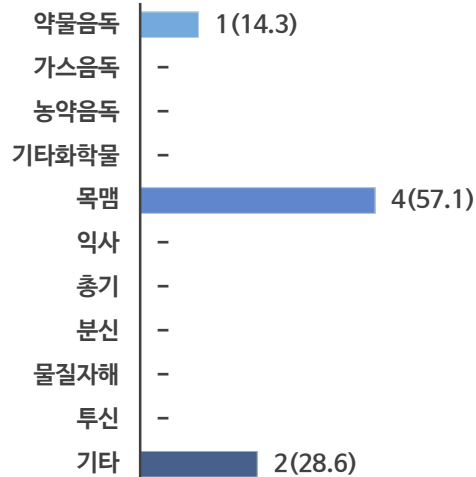


2020년 1-3월 | 시군별 | 자살사망자 수 | 사망방법 (단위 : 군)

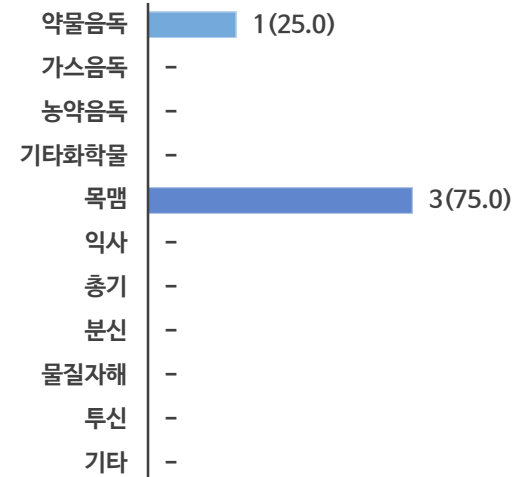
홍천군



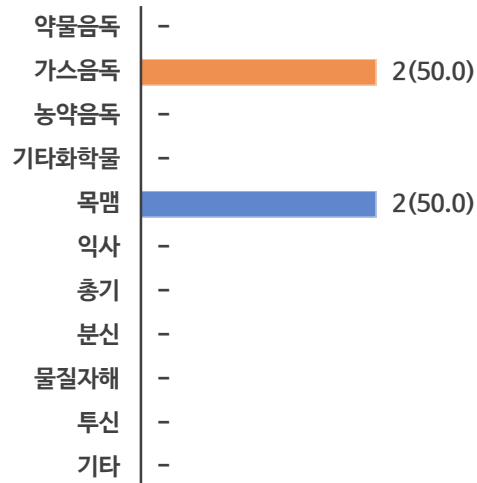
횡성군




영월군



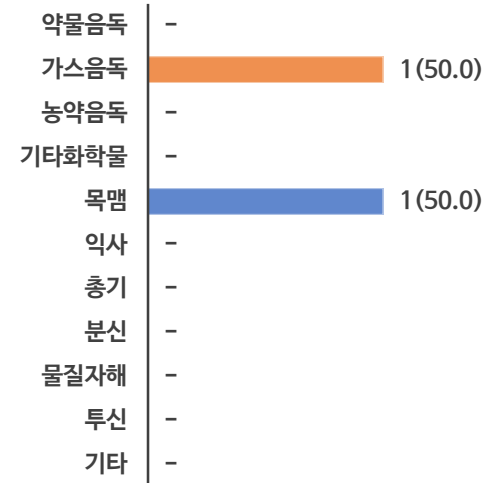
평창군



정선군



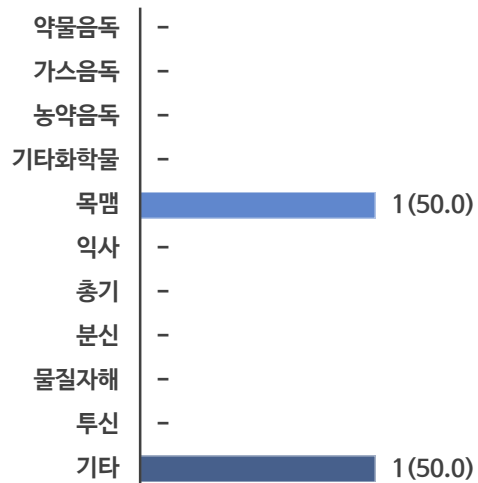
철원군



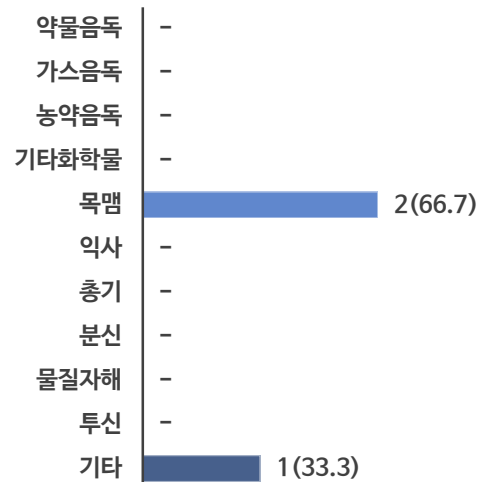


2020년 1-3월 | 시군별 | 자살사망자 수 | 사망방법 (단위 : 군)

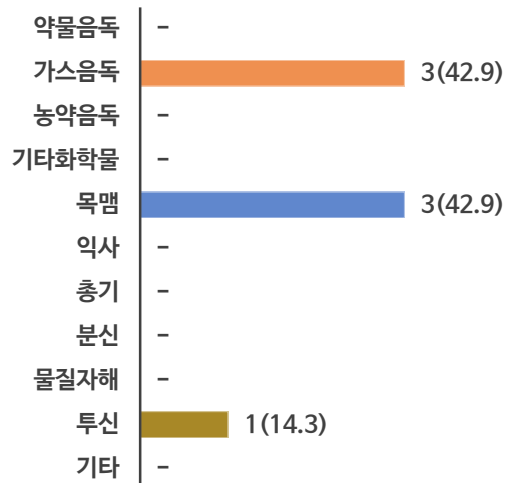
양구군



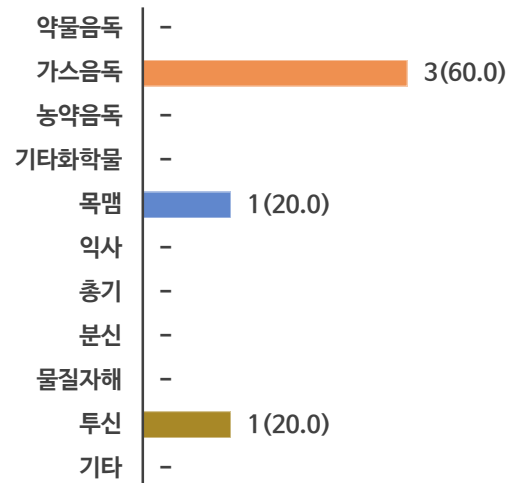
인제군



고성군



양양군





2020년 3월 시군별 | 자살사망자 수 | 자살동기

구분		춘천시	원주시	강릉시	동해시	태백시	속초시	삼척시	홍천군	횡성군	영월군	평창군	정선군	철원군	화천군	양구군	인제군	고성군	양양군	전체
가정 문제	N	0	0	0	0	0	0	0	0	0	1	0	0	0	0	0	0	0	0	1
	%	0.0	0.0	0.0	0.0	0.0	0.0	0.0	0.0	0.0	50.0	0.0	0.0	0.0	0.0	0.0	0.0	0.0	0.0	2.9
신체적 질병 문제	N	0	1	2	0	0	0	0	2	0	0	1	0	0	0	0	0	0	0	6
	%	0.0	25.0	40.0	0.0	0.0	0.0	0.0	100.0	0.0	0.0	100.0	0.0	0.0	0.0	0.0	0.0	0.0	0.0	17.6
경제적 또는 직업 문제	N	2	1	2	1	0	0	0	0	1	0	0	0	0	0	1	0	1	0	9
	%	33.3	25.0	40.0	50.0	0.0	0.0	0.0	0.0	20.0	0.0	0.0	0.0	0.0	0.0	100.0	0.0	50.0	0.0	26.5
정신과적 문제	N	4	1	1	0	0	0	0	0	0	0	0	0	0	0	0	0	0	1	7
	%	66.7	25.0	20.0	0.0	0.0	0.0	0.0	0.0	0.0	0.0	0.0	0.0	0.0	0.0	0.0	0.0	0.0	100.0	20.6
복합적 문제	N	0	1	0	1	0	2	1	0	4	1	0	0	0	0	0	0	1	0	11
	%	0.0	25.0	0.0	50.0	0.0	100.0	100.0	0.0	80.0	50.0	0.0	0.0	0.0	0.0	0.0	0.0	50.0	0.0	32.4
전체	N	6	4	5	2	0	2	1	2	5	2	1	0	0	0	1	0	2	1	34
	%	100.0	100.0	100.0	100.0	0.0	100.0	100.0	100.0	100.0	100.0	100.0	0.0	0.0	0.0	100.0	0.0	100.0	100.0	100.0

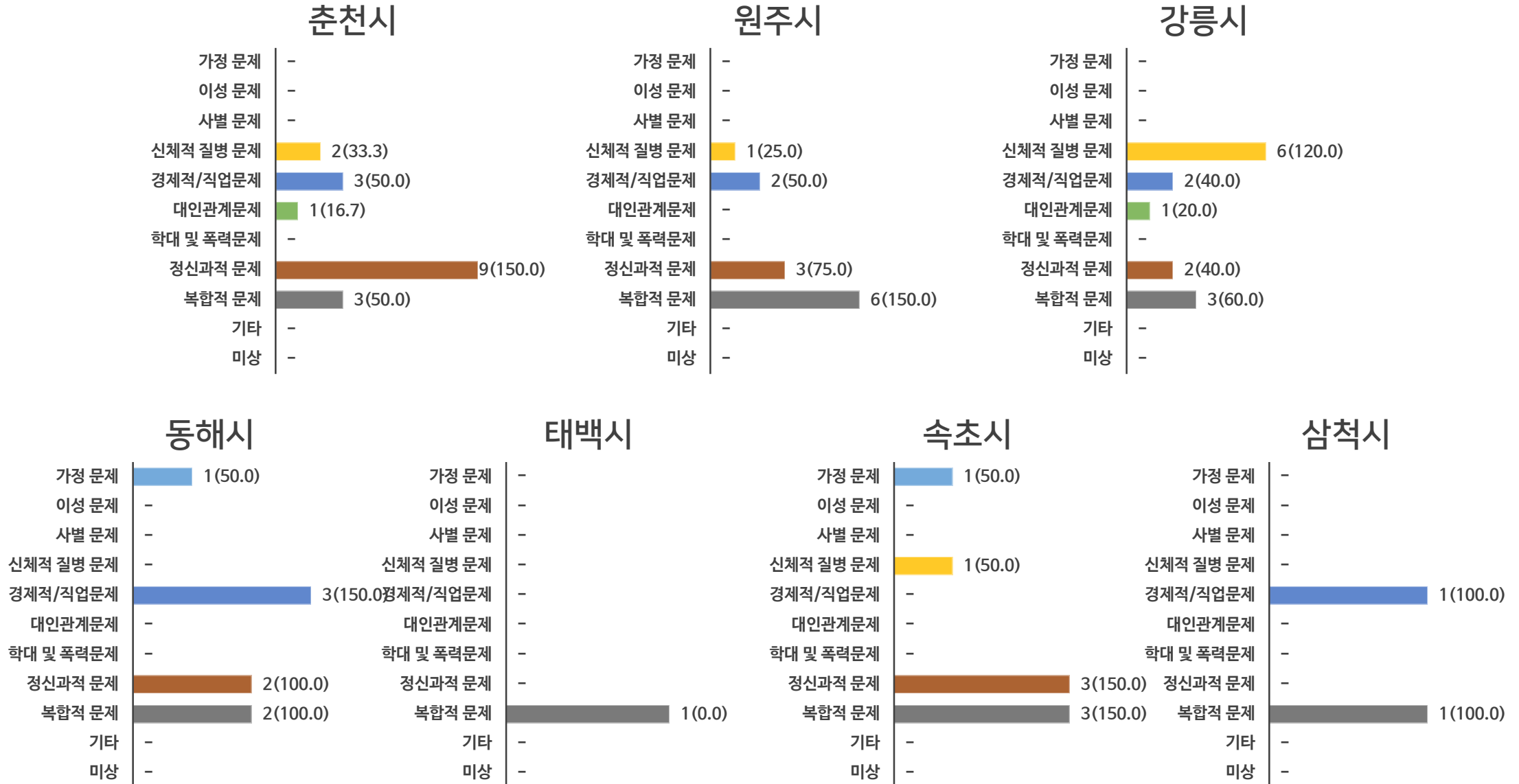


2020년 1-3월 | 시군별 | 자살사망자 수 | 자살동기

구분		춘천시	원주시	강릉시	동해시	태백시	속초시	삼척시	홍천군	횡성군	영월군	평창군	정선군	철원군	화천군	양구군	인제군	고성군	양양군	전체
가정 문제	N	0	0	0	1	0	1	0	0	1	1	0	0	0	0	0	0	0	0	4
	%	0.0	0.0	0.0	50.0	0.0	50.0	0.0	0.0	20.0	50.0	0.0	0.0	0.0	0.0	0.0	0.0	0.0	0.0	11.8
이성 문제	N	0	0	0	0	0	0	0	0	0	0	0	0	0	0	0	0	1	0	1
	%	0.0	0.0	0.0	0.0	0.0	0.0	0.0	0.0	0.0	0.0	0.0	0.0	0.0	0.0	0.0	0.0	50.0	0.0	2.9
사별 문제	N	0	0	0	0	0	0	0	0	0	0	0	0	0	0	0	0	0	0	0
	%	0.0	0.0	0.0	0.0	0.0	0.0	0.0	0.0	0.0	0.0	0.0	0.0	0.0	0.0	0.0	0.0	0.0	0.0	0.0
신체적 질병 문제	N	2	1	6	0	0	1	0	3	1	0	1	0	0	0	1	2	0	0	18
	%	33.3	25.0	120.0	0.0	0.0	50.0	0.0	150.0	20.0	0.0	100.0	0.0	0.0	0.0	100.0	0.0	0.0	0.0	52.9
경제적 또는 직업 문제	N	3	2	2	3	0	0	1	1	1	0	0	0	1	0	1	0	1	2	18
	%	50.0	50.0	40.0	150.0	0.0	0.0	100.0	50.0	20.0	0.0	0.0	0.0	0.0	0.0	100.0	0.0	50.0	200.0	52.9
대인관계 문제	N	1	0	1	0	0	0	0	0	0	1	0	0	0	0	0	0	0	0	3
	%	16.7	0.0	20.0	0.0	0.0	0.0	0.0	0.0	0.0	50.0	0.0	0.0	0.0	0.0	0.0	0.0	0.0	0.0	8.8
학대 및 폭력문제	N	0	0	0	0	0	0	0	0	0	0	0	0	0	0	0	0	0	0	0
	%	0.0	0.0	0.0	0.0	0.0	0.0	0.0	0.0	0.0	0.0	0.0	0.0	0.0	0.0	0.0	0.0	0.0	0.0	0.0
정신과적 문제	N	9	3	2	2	0	3	0	0	0	0	1	0	0	0	0	1	3	1	25
	%	150.0	75.0	40.0	100.0	0.0	150.0	0.0	0.0	0.0	0.0	100.0	0.0	0.0	0.0	0.0	0.0	150.0	100.0	73.5
복합적 문제	N	3	6	3	2	1	3	1	1	4	2	2	2	1	0	0	0	2	2	35
	%	50.0	150.0	60.0	100.0	0.0	150.0	100.0	50.0	80.0	100.0	200.0	0.0	0.0	0.0	0.0	0.0	100.0	200.0	102.9
기타	N	0	0	0	0	0	0	0	0	0	0	0	0	0	0	0	0	0	0	0
	%	0.0	0.0	0.0	0.0	0.0	0.0	0.0	0.0	0.0	0.0	0.0	0.0	0.0	0.0	0.0	0.0	0.0	0.0	0.0
미상	N	0	0	0	0	0	0	0	0	0	0	0	0	0	0	0	0	0	0	0
	%	0.0	0.0	0.0	0.0	0.0	0.0	0.0	0.0	0.0	0.0	0.0	0.0	0.0	0.0	0.0	0.0	0.0	0.0	0.0
전체	N	18	12	14	8	1	8	2	5	7	4	4	2	2	0	2	3	7	5	104
	%	300.0	300.0	280.0	400.0	0.0	400.0	200.0	250.0	140.0	200.0	400.0	0.0	0.0	0.0	200.0	0.0	350.0	500.0	305.9



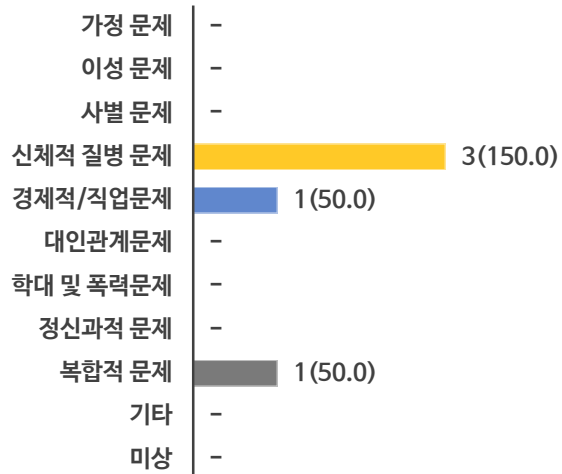
2020년 1-3월 | 시군별 | 자살사망자 수 | 자살동기 (단위 : 시)



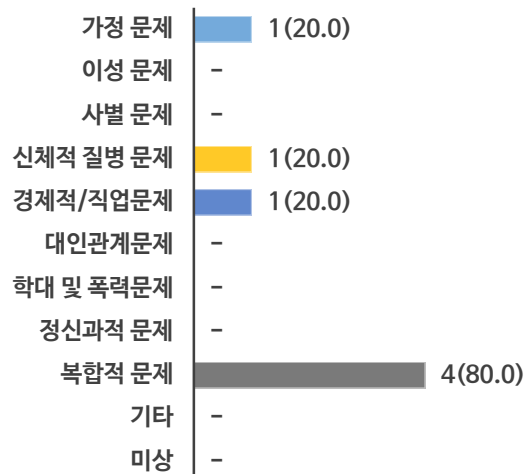


2020년 1-3월 | 시군별 | 자살사망자 수 | 자살동기 (단위 : 군)

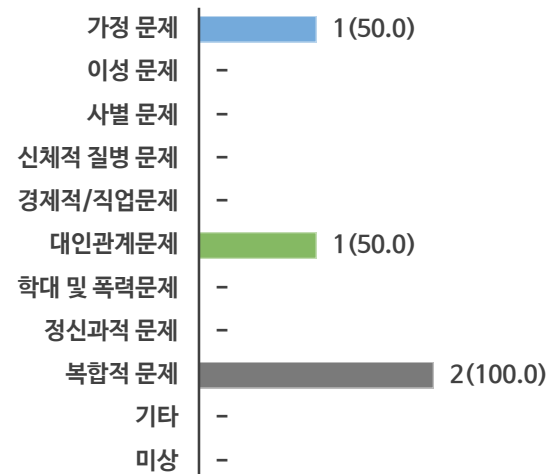
홍천군



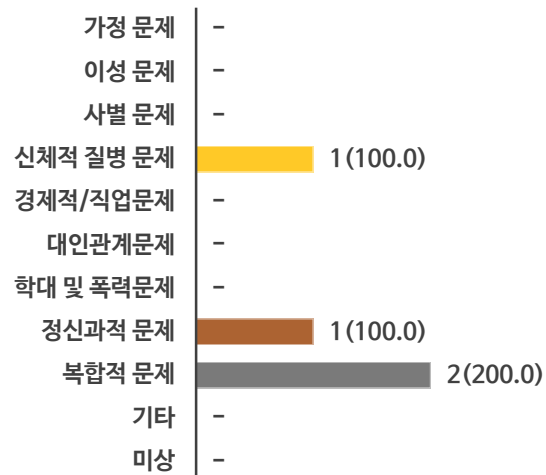
횡성군



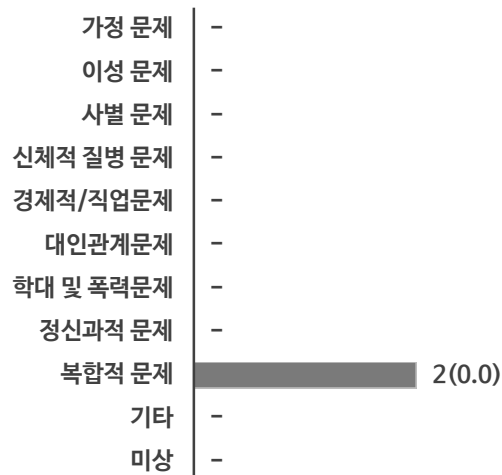
영월군



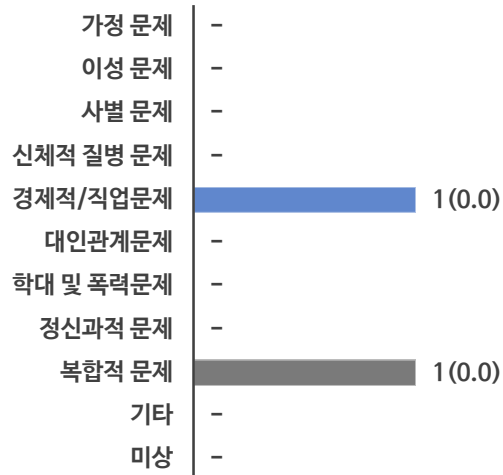
평창군



정선군



철원군



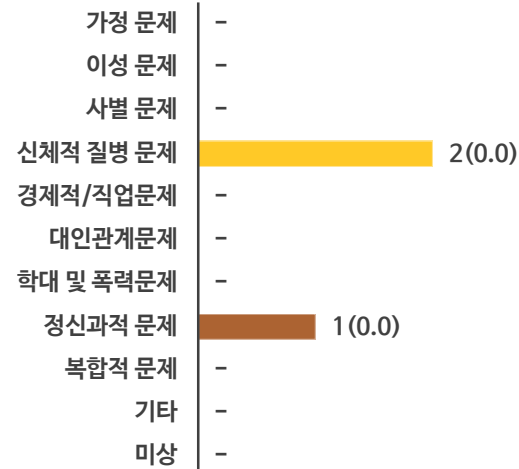


2020년 1-3월 | 시군별 | 자살사망자 수 | 자살동기 (단위 : 군)

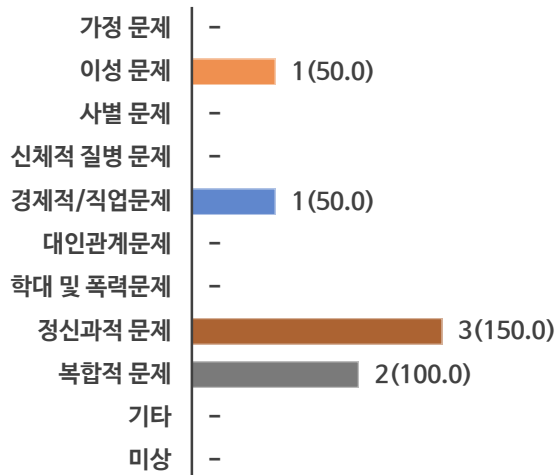
양구군



인제군



고성군



양양군

