

2019년 10월 강원도 자살사망자 현황분석

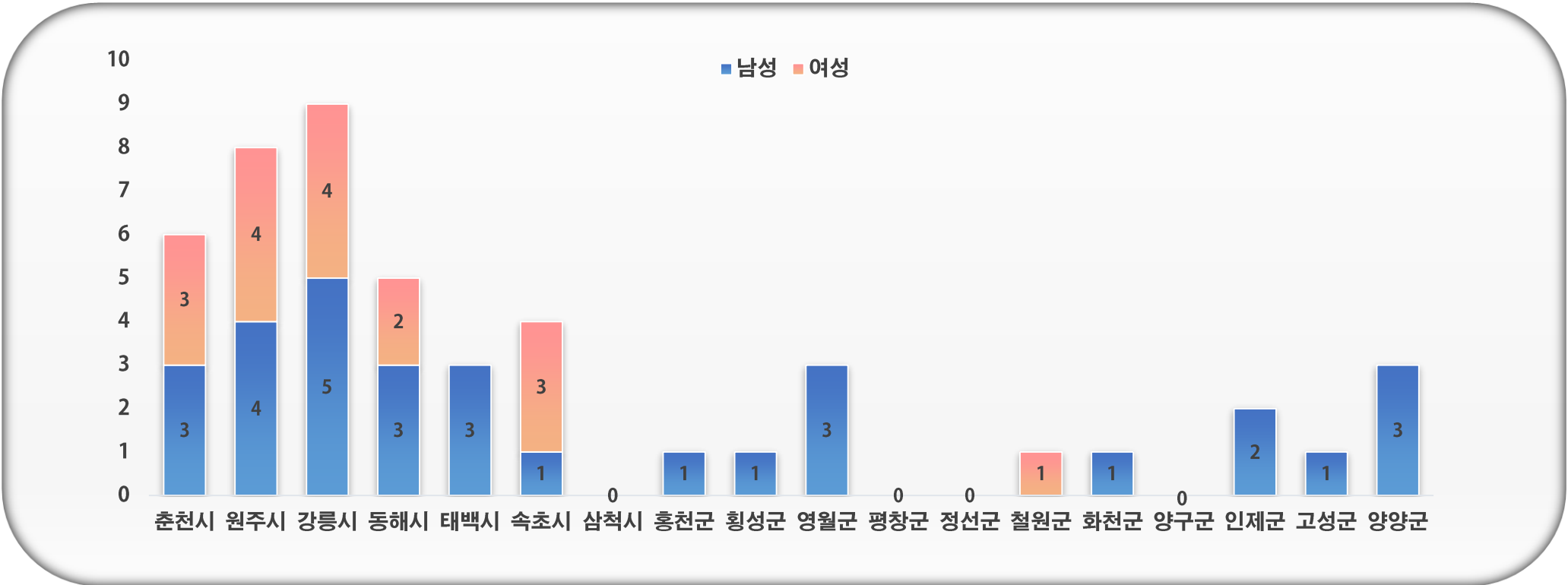
- 기간 : 2019.10.01 - 10.31
- 근거 : 강원도자살예방센터 자체 조사자료



2019년 10월 시군별 | 자살사망자 수 성별

구분		춘천시	원주시	강릉시	동해시	태백시	속초시	홍천군	횡성군	영월군	철원군	화천군	인제군	고성군	양양군	전체
남성	N	3	4	5	3	3	1	1	1	3	0	1	2	1	3	31
	%	50.0	50.0	55.6	60.0	100.0	25.0	100.0	100.0	100.0	0.0	100.0	100.0	100.0	100.0	64.6
여성	N	3	4	4	2	0	3	0	0	0	1	0	0	0	0	17
	%	50.0	50.0	44.4	40.0	0.0	75.0	0.0	0.0	0.0	100.0	0.0	0.0	0.0	0.0	35.4
전체	N	6	8	9	5	3	4	1	1	3	1	1	2	1	3	48
	%	100.0	100.0	100.0	100.0	100.0	100.0	100.0	100.0	100.0	100.0	100.0	100.0	100.0	100.0	100.0

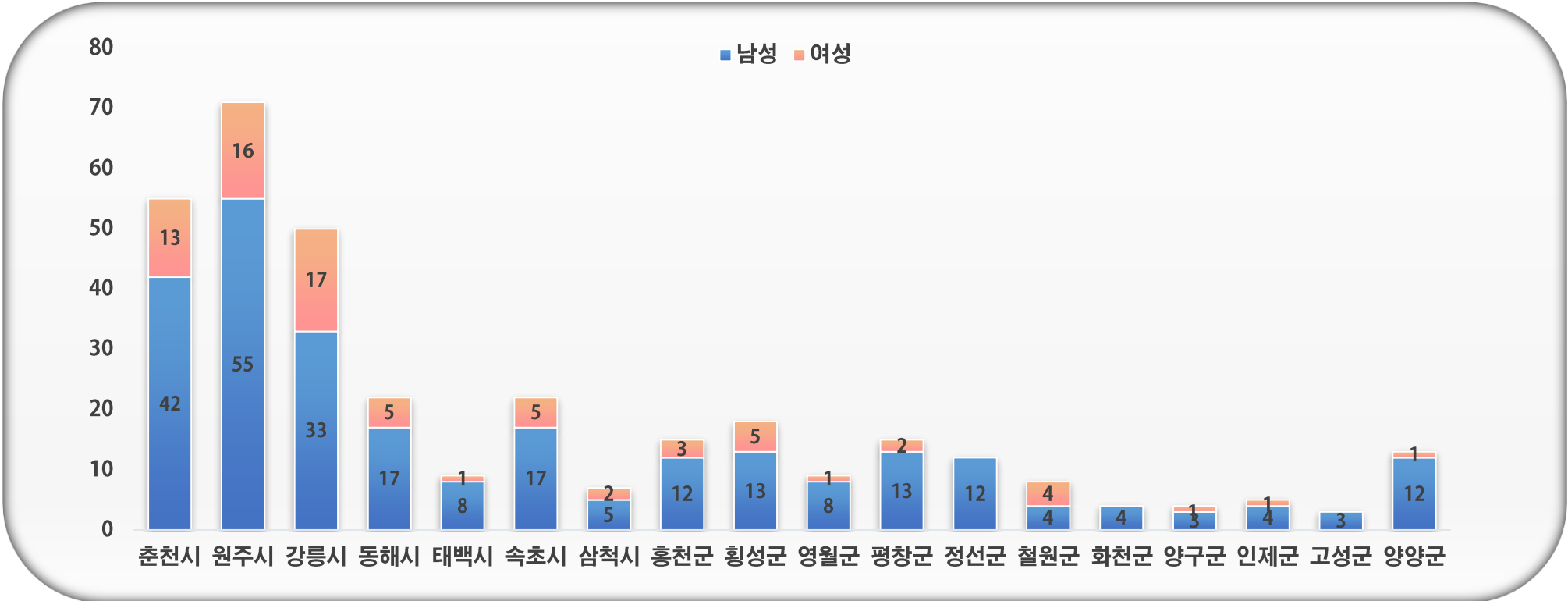
※ 삼척시, 평창군, 정선군, 양구군 10월 자살사망자 “없음”





2019년 1-10월 시군별 | 자살사망자 수 성별

구분		춘천시	원주시	강릉시	동해시	태백시	속초시	삼척시	홍천군	횡성군	영월군	평창군	정선군	철원군	화천군	양구군	인제군	고성군	양양군	전체
남성	N	42	55	33	17	8	17	5	12	13	8	13	12	4	4	3	4	3	12	265
	%	76.4	77.5	66.0	77.3	88.9	77.3	71.4	80.0	72.2	88.9	86.7	100.0	50.0	100.0	75.0	80.0	100.0	92.3	77.5
여성	N	13	16	17	5	1	5	2	3	5	1	2	0	4	0	1	1	0	1	77
	%	23.6	22.5	34.0	22.7	11.1	22.7	28.6	20.0	27.8	11.1	13.3	0.0	50.0	0.0	25.0	20.0	0.0	7.7	22.5
전체	N	55	71	50	22	9	22	7	15	18	9	15	12	8	4	4	5	3	13	342
	%	100.0	100.0	100.0	100.0	100.0	100.0	100.0	100.0	100.0	100.0	100.0	100.0	100.0	100.0	100.0	100.0	100.0	100.0	100.0



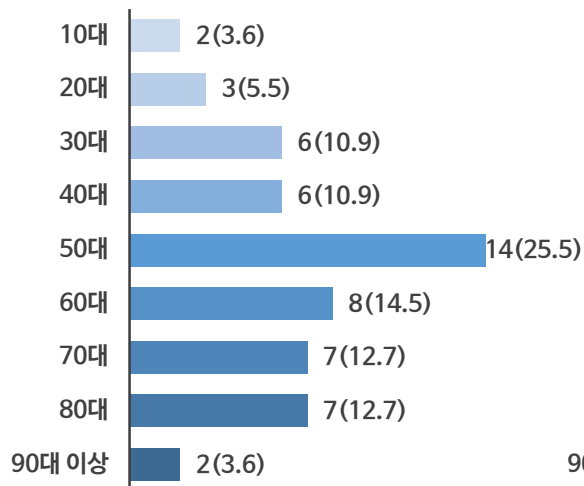
[illegible]

[illegible]

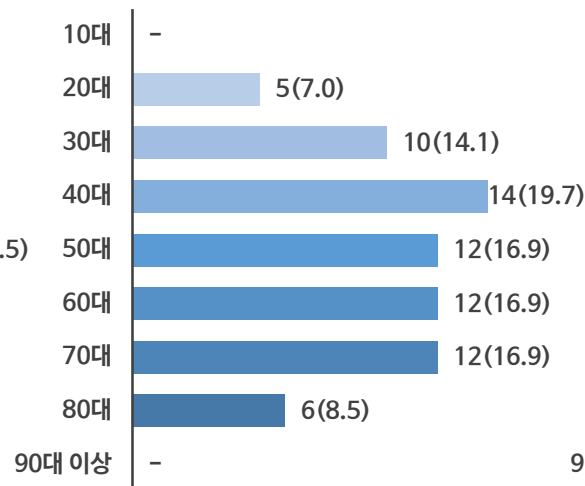


2019년 1-10월 시군별 | 자살사망자 수 | 연령대 : 시단위

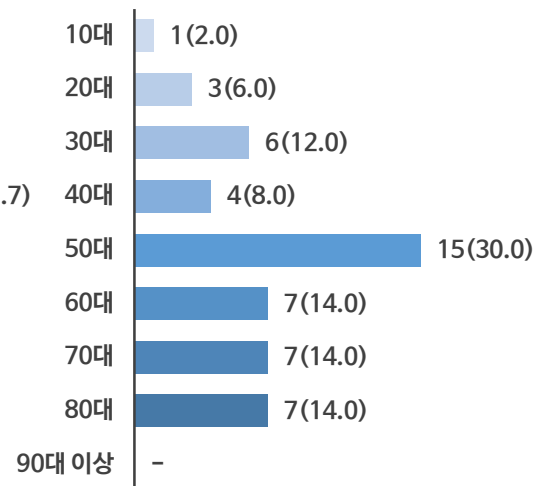
춘천시



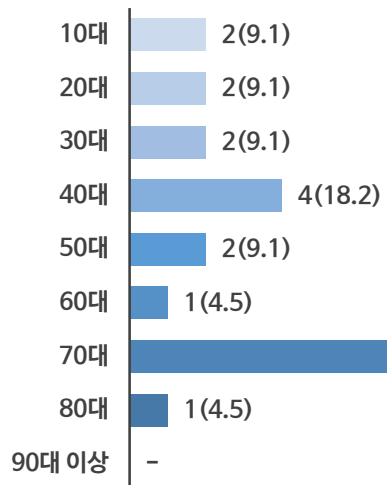
원주시



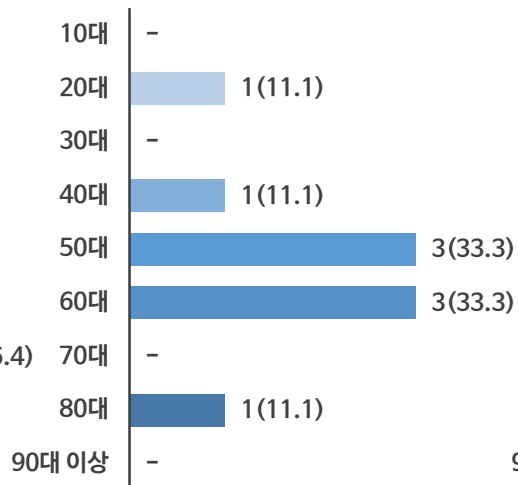
강릉시



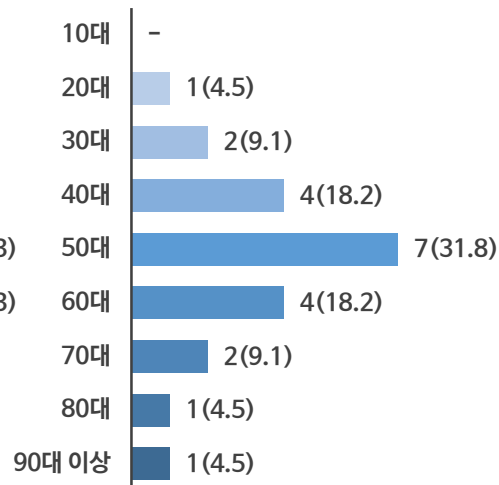
동해시



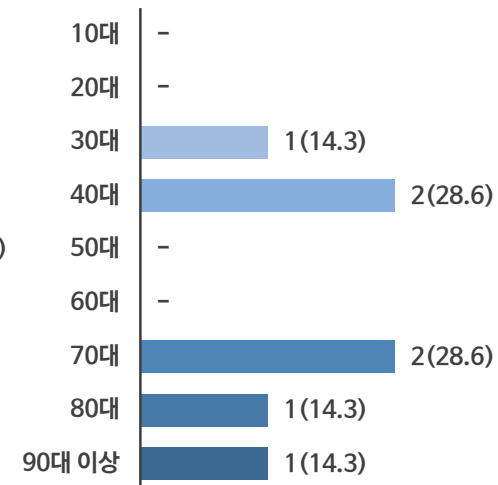
태백시



속초시



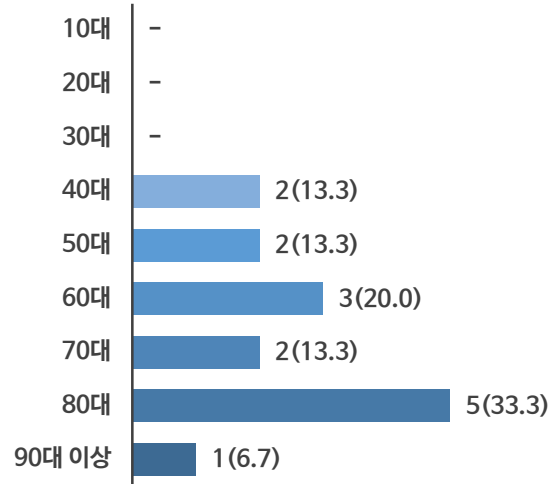
삼척시



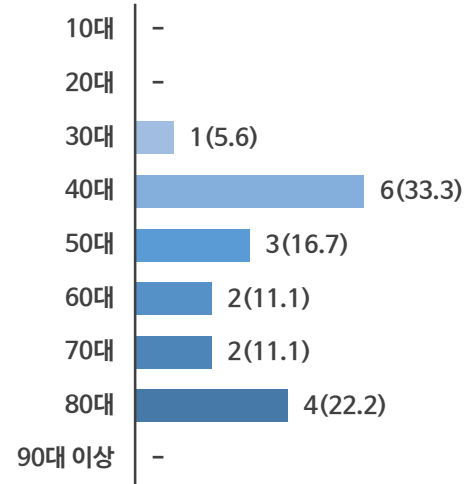


2019년 1-10월 시군별 | 자살사망자 수 연령대 : 군단위

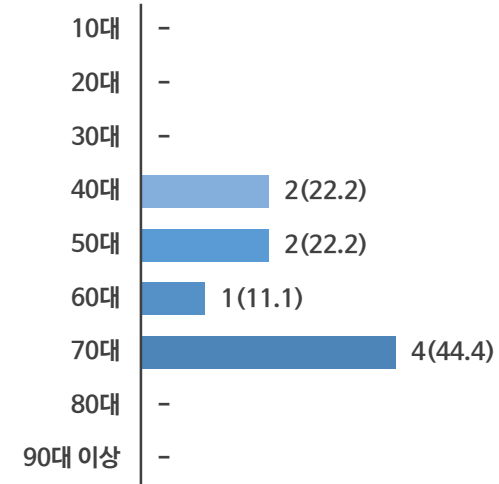
홍천군



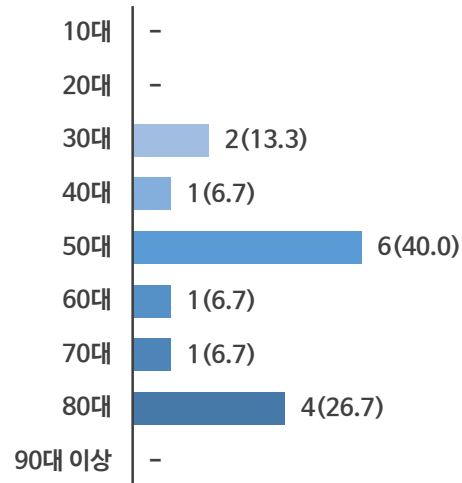
횡성군



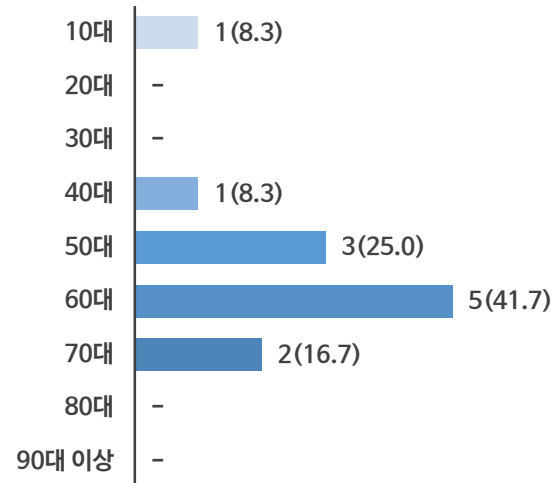
영월군



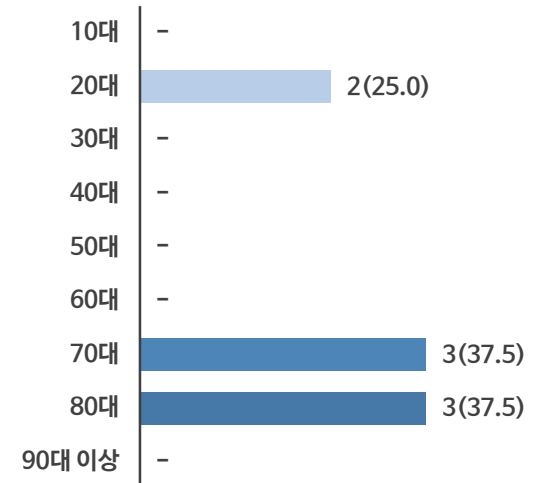
평창군



정선군



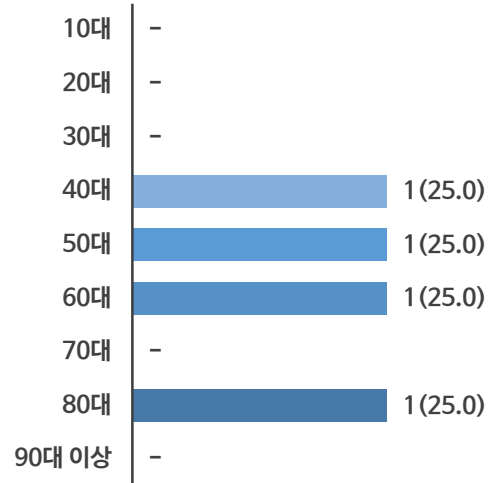
철원군



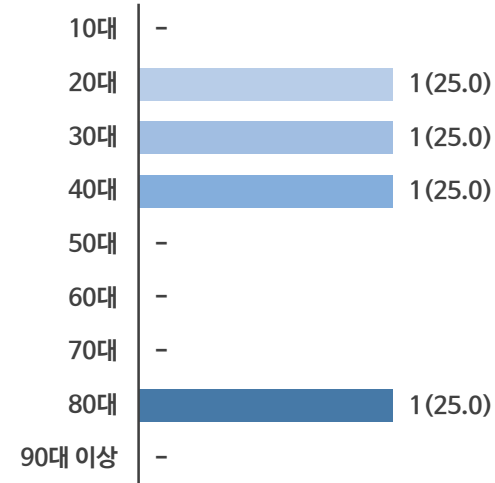


2019년 1-10월 시군별 | 자살사망자 수 연령대 : 군단위

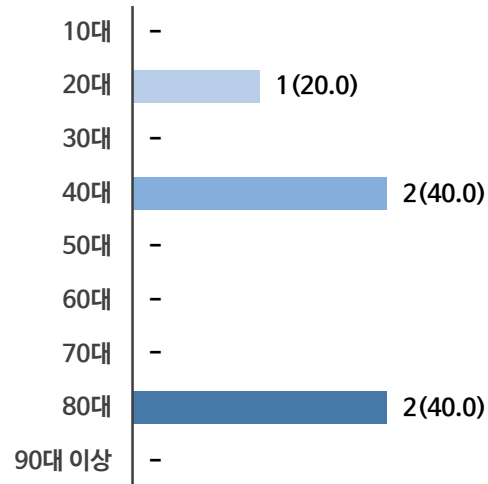
화천군



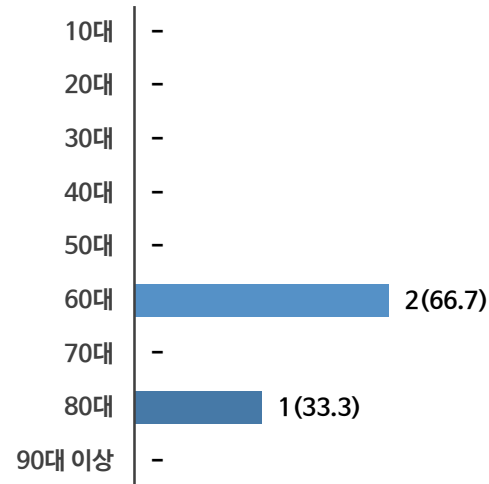
양구군



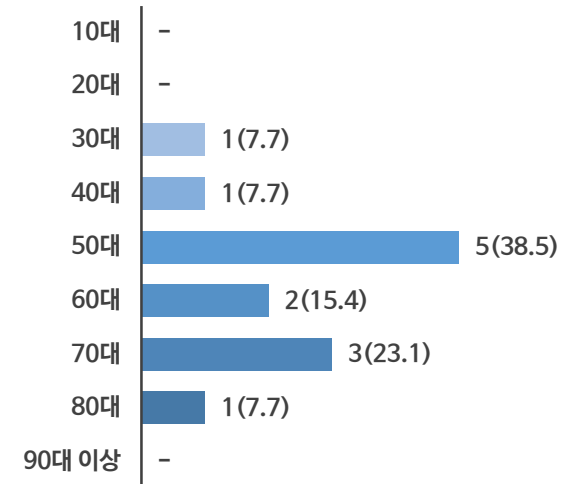
인제군



고성군



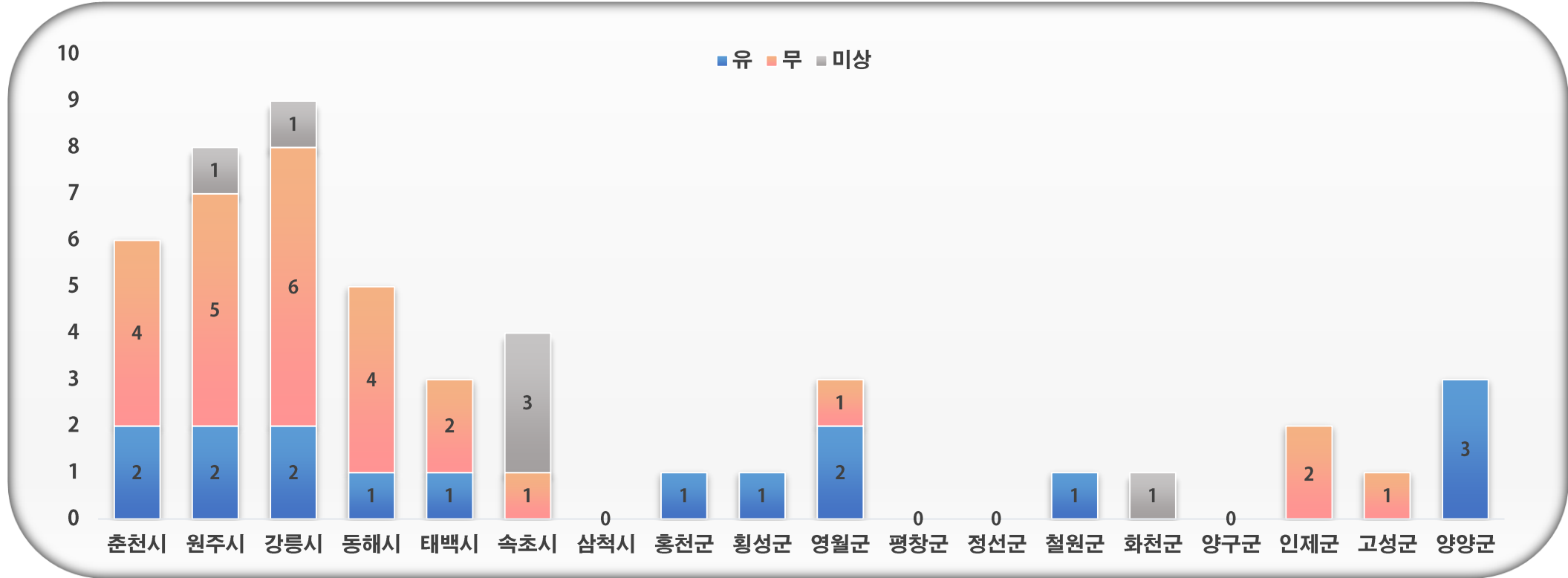
양양군





2019년 10월 시군별 | 자살사망자 수 직업유무

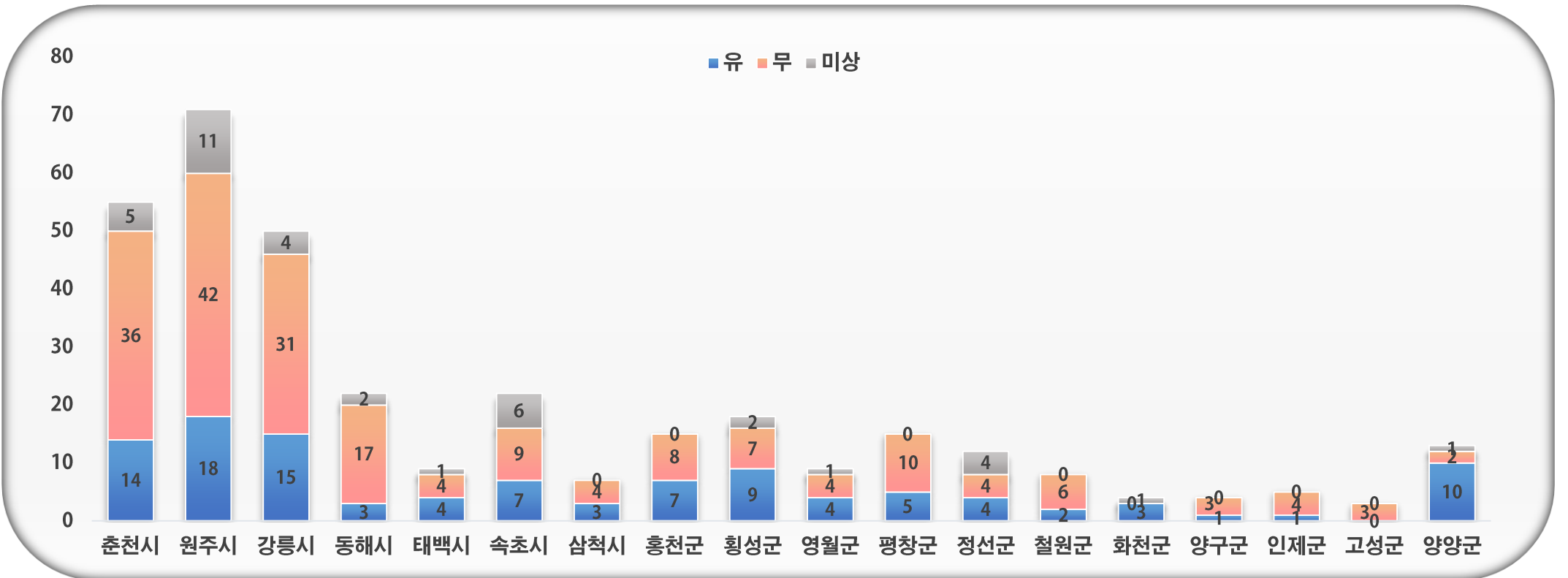
구분		춘천시	원주시	강릉시	동해시	태백시	속초시	홍천군	횡성군	영월군	철원군	화천군	인제군	고성군	양양군	전체
유	N	2	2	2	1	1	0	1	1	2	1	0	0	0	3	16
	%	33.3	25.0	22.2	20.0	33.3	0.0	100.0	100.0	66.7	100.0	0.0	0.0	0.0	100.0	33.3
무	N	4	5	6	4	2	1	0	0	1	0	0	2	1	0	26
	%	66.7	62.5	66.7	80.0	66.7	25.0	0.0	0.0	33.3	0.0	0.0	100.0	100.0	0.0	54.2
미상	N	0	1	1	0	0	3	0	0	0	0	1	0	0	0	6
	%	0.0	12.5	11.1	0.0	0.0	75.0	0.0	0.0	0.0	0.0	100.0	0.0	0.0	0.0	12.5
전체	N	6	8	9	5	3	4	1	1	3	1	1	2	1	3	48
	%	100.0	100.0	100.0	100.0	100.0	100.0	100.0	100.0	100.0	100.0	100.0	100.0	100.0	100.0	100.0





2019년 1-10월 시군별 | 자살사망자 수 직업유무

구분	춘천시	원주시	강릉시	동해시	태백시	속초시	삼척시	홍천군	횡성군	영월군	평창군	정선군	철원군	화천군	양구군	인제군	고성군	양양군	전체
유	N 14	18	15	3	4	7	3	7	9	4	5	4	2	3	1	1	0	10	110
	% 25.5	25.4	30.0	13.6	44.4	31.8	42.9	46.7	50.0	44.4	33.3	33.3	25.0	75.0	25.0	20.0	0.0	76.9	32.2
무	N 36	42	31	17	4	9	4	8	7	4	10	4	6	0	3	4	3	2	194
	% 65.5	59.2	62.0	77.3	44.4	40.9	57.1	53.3	38.9	44.4	66.7	33.3	75.0	0.0	75.0	80.0	100.0	15.4	56.7
미상	N 5	11	4	2	1	6	0	0	2	1	0	4	0	1	0	0	0	1	38
	% 9.1	15.5	8.0	9.1	11.1	27.3	0.0	0.0	11.1	11.1	0.0	33.3	0.0	25.0	0.0	0.0	0.0	7.7	11.1
전체	N 55	71	50	22	9	22	7	15	18	9	15	12	8	4	4	5	3	13	342
	% 100.0	100.0	100.0	100.0	100.0	100.0	100.0	100.0	100.0	100.0	100.0	100.0	100.0	100.0	100.0	100.0	100.0	100.0	100.0

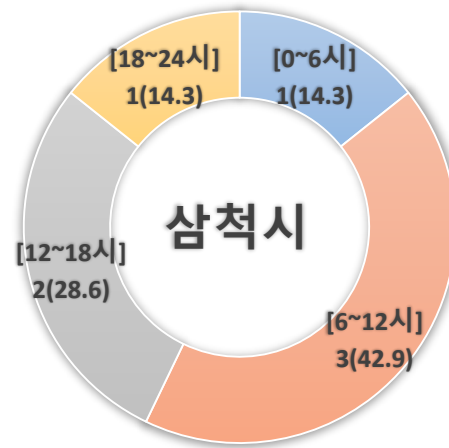
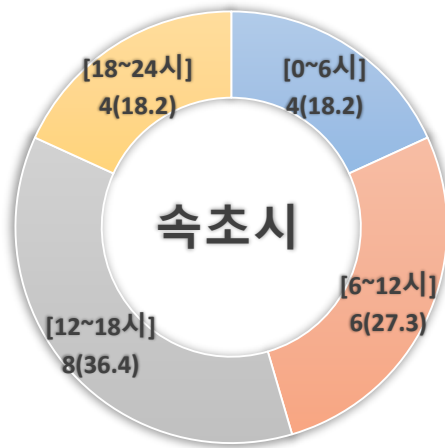
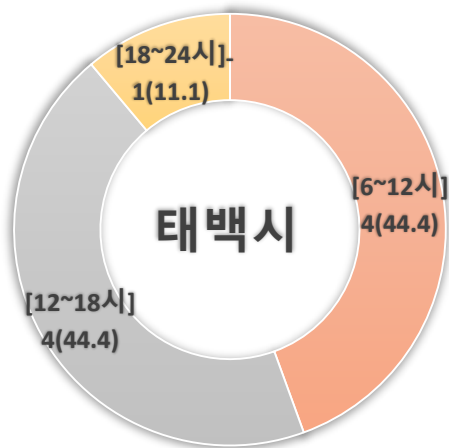
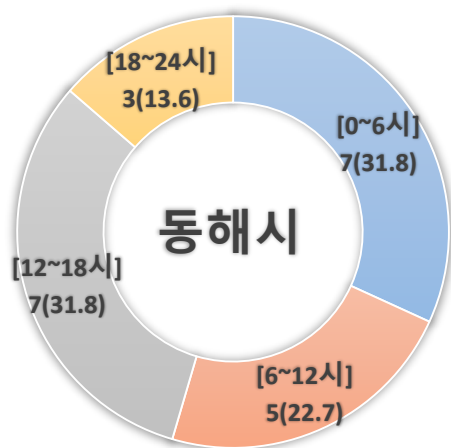
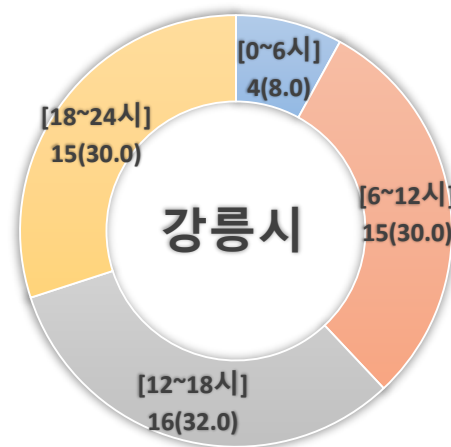
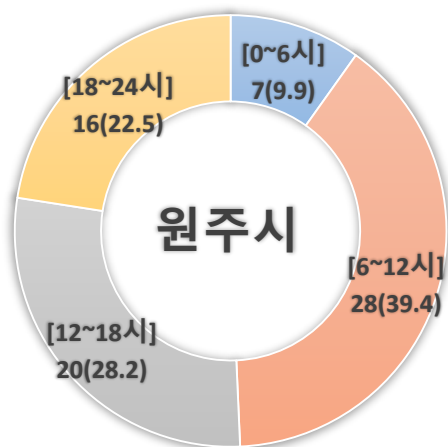
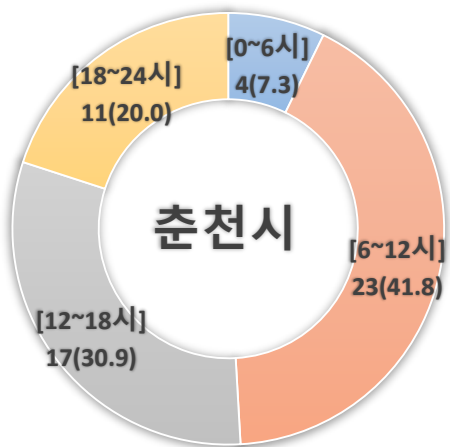


[illegible]

[illegible]

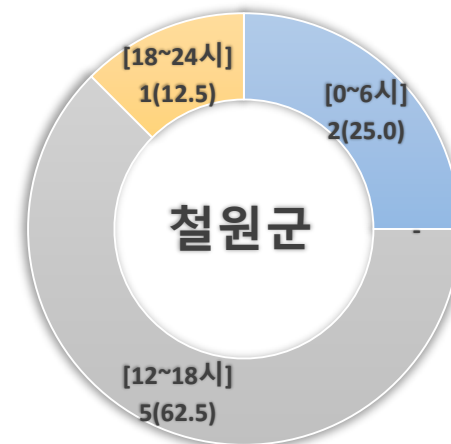
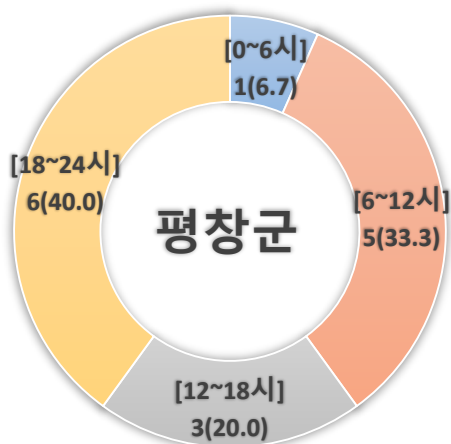
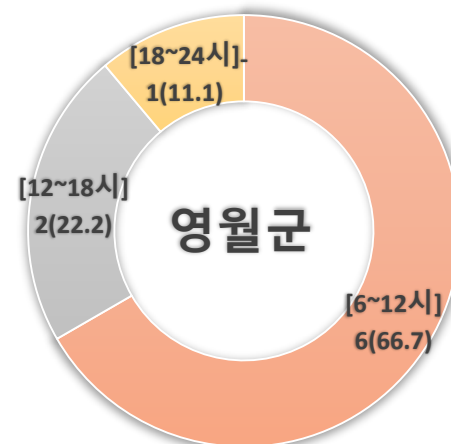
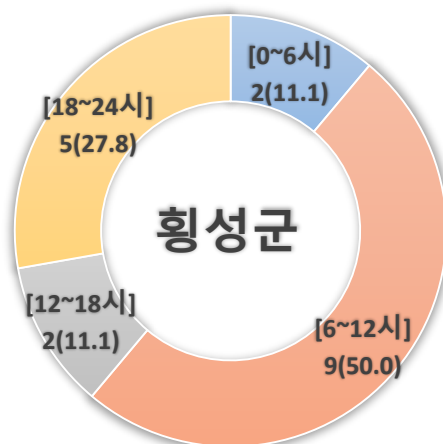
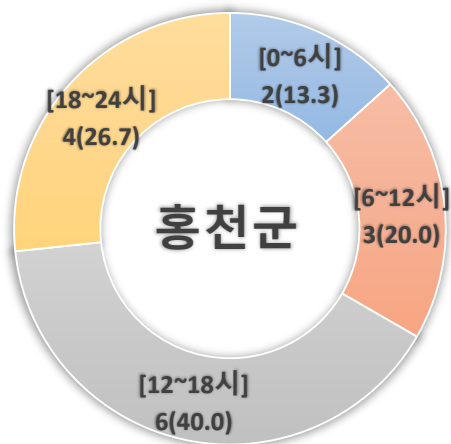


2019년 1-10월 시군별 | 자살사망자 수 | 사망시간 : 시간단위



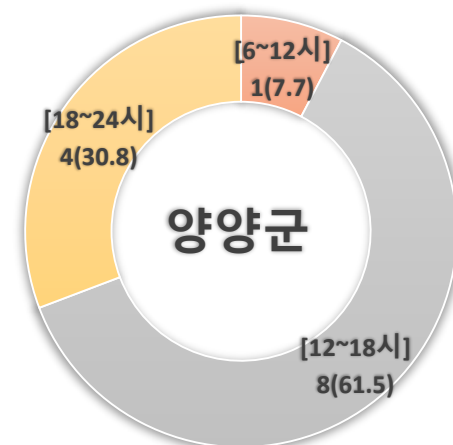
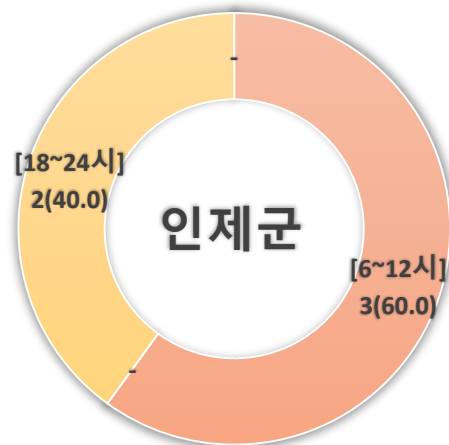
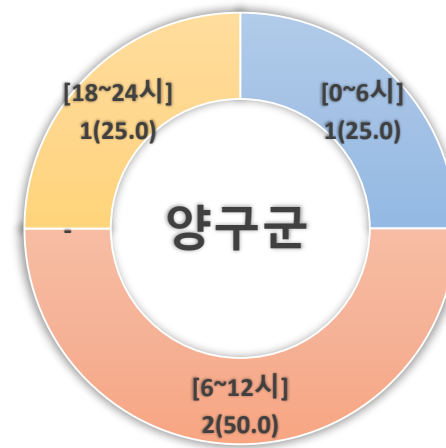
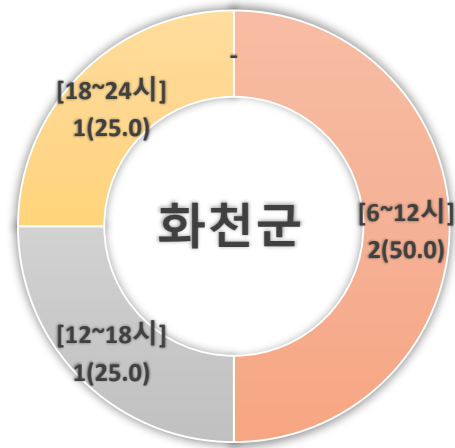


2019년 1-10월 시군별 | 자살사망자 수 | 사망시간 : 군단위





2019년 1-10월 시군별 | 자살사망자 수 | 사망시간 : 군단위



[illegible]

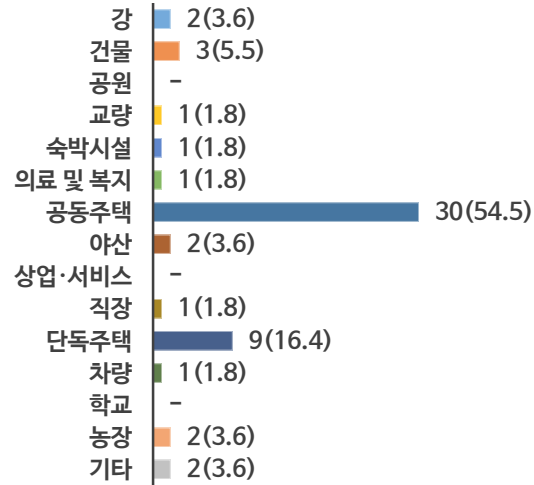


구분		춘천시	원주시	강릉시	동해시	태백시	속초시	삼척시	홍천군	횡성군	영월군	평창군	정선군	철원군	화천군	양구군	인제군	고성군	양양군	전체
강	N	2	1	0	0	0	1	0	1	0	0	0	1	0	0	0	0	0	0	6
	%	3.6	1.4	0.0	0.0	0.0	4.5	0.0	6.7	0.0	0.0	0.0	8.3	0.0	0.0	0.0	0.0	0.0	0.0	1.8
건물	N	3	2	2	0	0	3	0	0	1	0	1	1	1	0	0	0	0	2	16
	%	5.5	2.8	4.0	0.0	0.0	13.6	0.0	0.0	5.6	0.0	6.7	8.3	12.5	0.0	0.0	0.0	0.0	15.4	4.7
공원	N	0	1	1	2	0	0	0	0	0	0	0	1	0	0	0	1	0	0	6
	%	0.0	1.4	2.0	9.1	0.0	0.0	0.0	0.0	0.0	0.0	0.0	8.3	0.0	0.0	0.0	20.0	0.0	0.0	1.8
교량	N	1	0	0	1	0	0	0	0	1	0	0	0	0	0	0	0	0	0	3
	%	1.8	0.0	0.0	4.5	0.0	0.0	0.0	0.0	5.6	0.0	0.0	0.0	0.0	0.0	0.0	0.0	0.0	0.0	0.9
숙박시설	N	1	2	1	2	0	1	0	1	0	0	1	1	0	0	0	0	0	0	10
	%	1.8	2.8	2.0	9.1	0.0	4.5	0.0	6.7	0.0	0.0	6.7	8.3	0.0	0.0	0.0	0.0	0.0	0.0	2.9
의료 및 복지기관	N	1	1	1	0	0	0	0	1	0	0	1	0	0	0	1	0	0	0	6
	%	1.8	1.4	2.0	0.0	0.0	0.0	0.0	6.7	0.0	0.0	6.7	0.0	0.0	0.0	25.0	0.0	0.0	0.0	1.8
공동주택	N	30	29	20	8	5	7	3	3	2	1	2	0	0	0	1	1	1	2	115
	%	54.5	40.8	40.0	36.4	55.6	31.8	42.9	20.0	11.1	11.1	13.3	0.0	0.0	0.0	25.0	20.0	33.3	15.4	33.6
야산	N	2	7	5	1	1	1	0	2	2	0	0	1	0	0	0	1	0	0	23
	%	3.6	9.9	10.0	4.5	11.1	4.5	0.0	13.3	11.1	0.0	0.0	8.3	0.0	0.0	0.0	20.0	0.0	0.0	6.7
상업 서비스시설	N	0	1	1	0	0	0	0	0	0	0	0	0	0	0	0	0	0	0	2
	%	0.0	1.4	2.0	0.0	0.0	0.0	0.0	0.0	0.0	0.0	0.0	0.0	0.0	0.0	0.0	0.0	0.0	0.0	0.6
직장	N	1	2	1	0	0	1	0	1	1	0	0	1	0	0	0	0	0	0	8
	%	1.8	2.8	2.0	0.0	0.0	4.5	0.0	6.7	5.6	0.0	0.0	8.3	0.0	0.0	0.0	0.0	0.0	0.0	2.3
단독주택	N	9	18	15	6	3	4	4	3	10	6	8	4	6	4	1	2	2	5	110
	%	16.4	25.4	30.0	27.3	33.3	18.2	57.1	20.0	55.6	66.7	53.3	33.3	75.0	100.0	25.0	40.0	66.7	38.5	32.2
차량	N	1	1	1	1	0	3	0	1	0	1	2	1	0	0	0	0	0	2	14
	%	1.8	1.4	2.0	4.5	0.0	13.6	0.0	6.7	0.0	11.1	13.3	8.3	0.0	0.0	0.0	0.0	0.0	15.4	4.1
학교	N	0	0	1	0	0	0	0	0	0	0	0	0	0	0	0	0	0	0	1
	%	0.0	0.0	2.0	0.0	0.0	0.0	0.0	0.0	0.0	0.0	0.0	0.0	0.0	0.0	0.0	0.0	0.0	0.0	0.3
농장	N	2	3	0	0	0	0	0	1	1	1	0	1	1	0	0	0	0	2	12
	%	3.6	4.2	0.0	0.0	0.0	0.0	0.0	6.7	5.6	11.1	0.0	8.3	12.5	0.0	0.0	0.0	0.0	15.4	3.5
기타 (노상,주차장 등)	N	2	3	1	1	0	1	0	1	0	0	0	0	0	0	1	0	0	0	10
	%	3.6	4.2	2.0	4.5	0.0	4.5	0.0	6.7	0.0	0.0	0.0	0.0	0.0	0.0	25.0	0.0	0.0	0.0	2.9
전체	N	55	71	50	22	9	22	7	15	18	9	15	12	8	4	4	5	3	13	342
	%	100.0	100.0	100.0	100.0	100.0	100.0	100.0	100.0	100.0	100.0	100.0	100.0	100.0	100.0	100.0	100.0	100.0	100.0	100.0

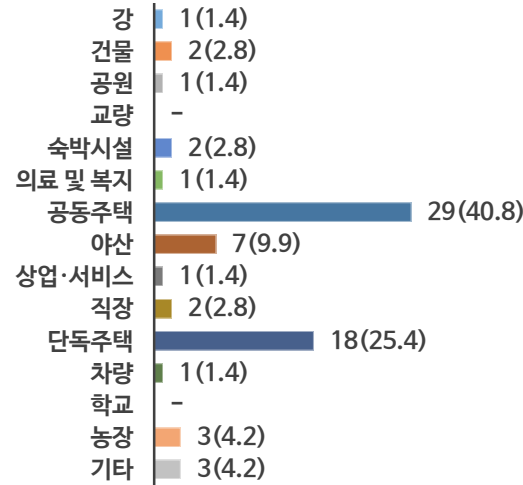


2019년 1-10월 시군별 | 자살사망자 수 | 사망장소 : 시단위

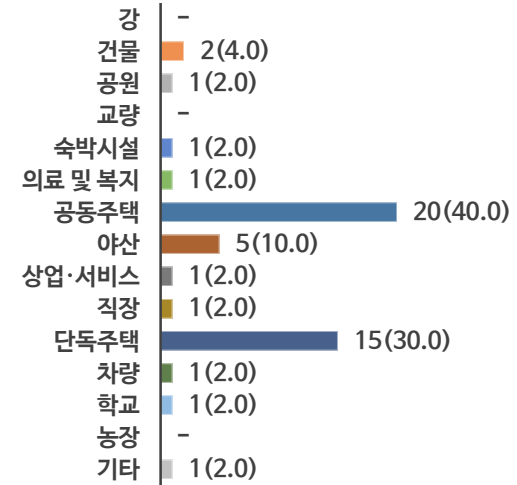
춘천시



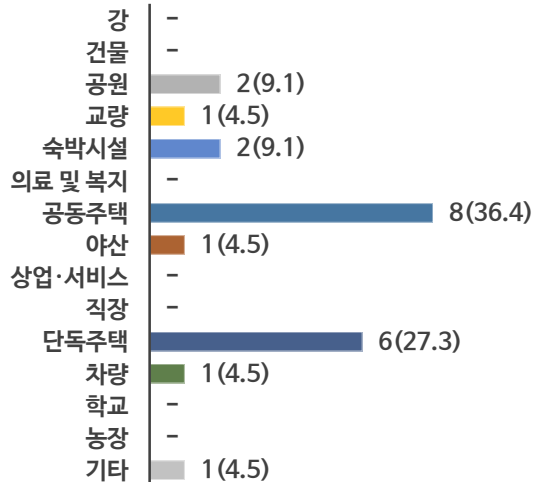
원주시



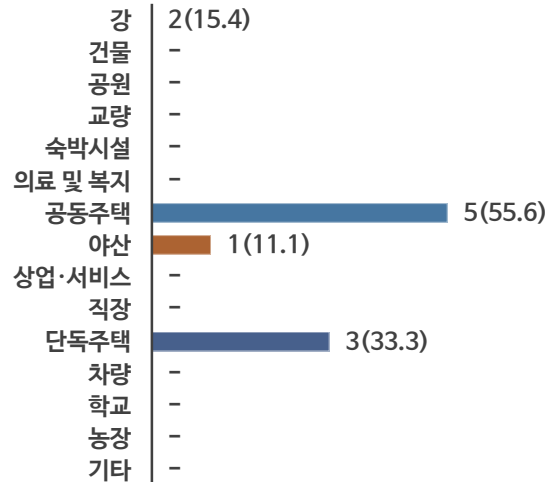
강릉시



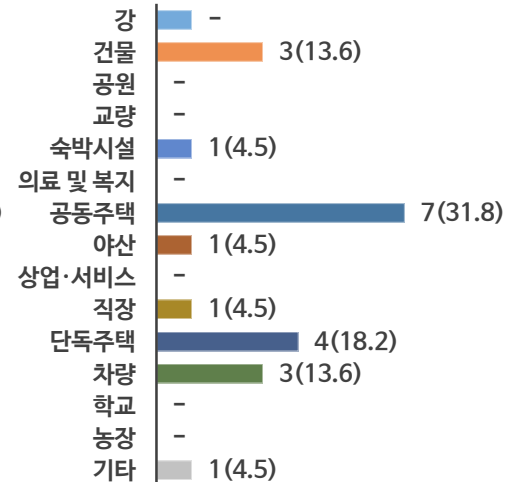
동해시




태백시



속초시



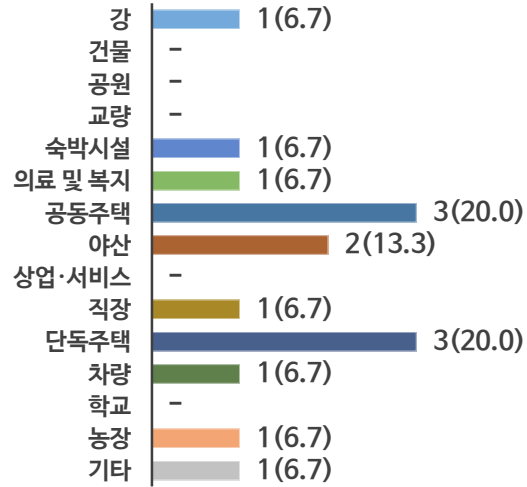
삼척시



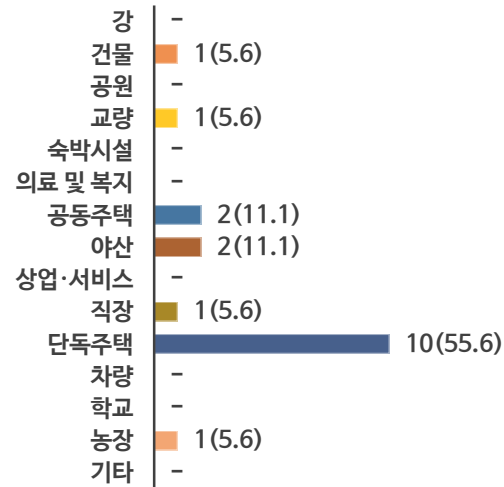


2019년 1-10월 시군별 | 자살사망자 수 | 사망장소 : 군단위

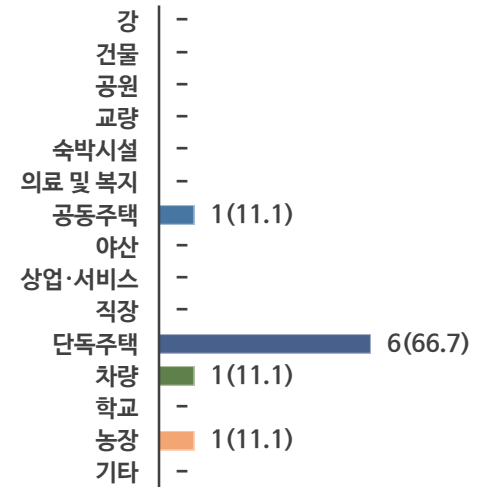
홍천군



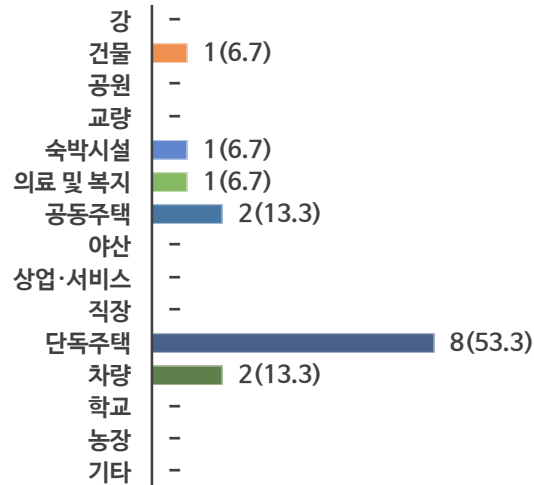
횡성군



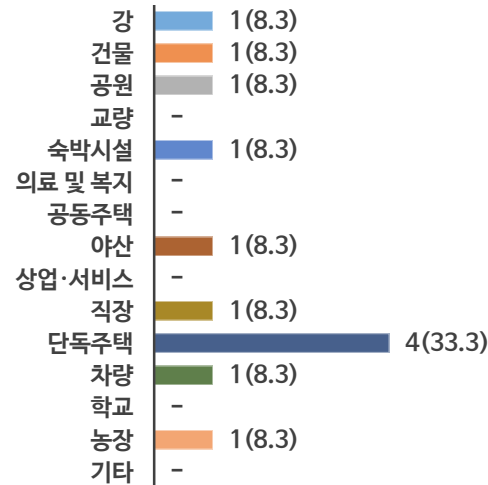
영월군



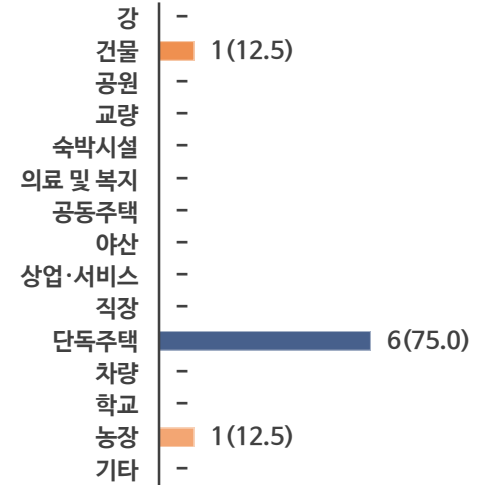
평창군



정선군




철원군



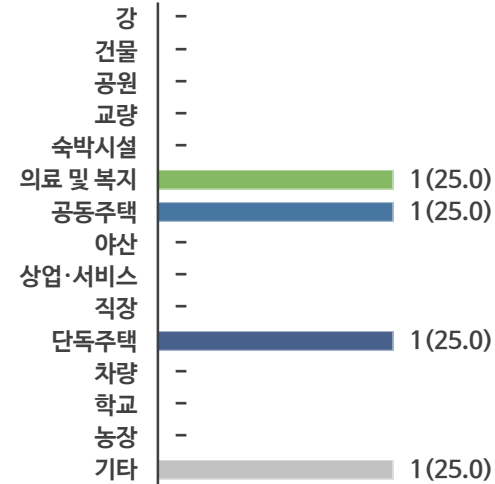


2019년 1-10월 시군별 | 자살사망자 수 | 사망장소 : 군단위

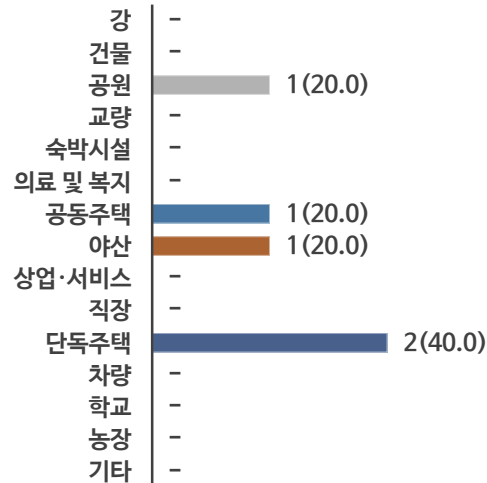
화천군



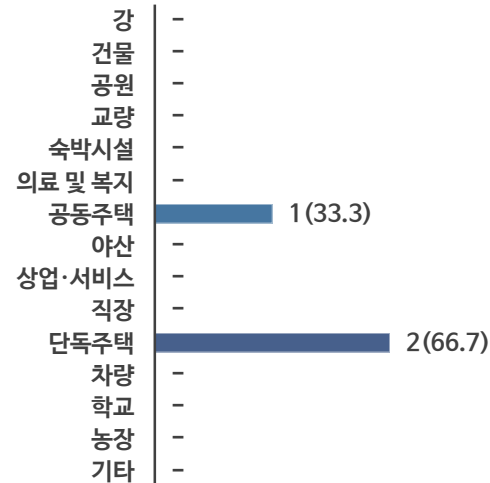
양구군



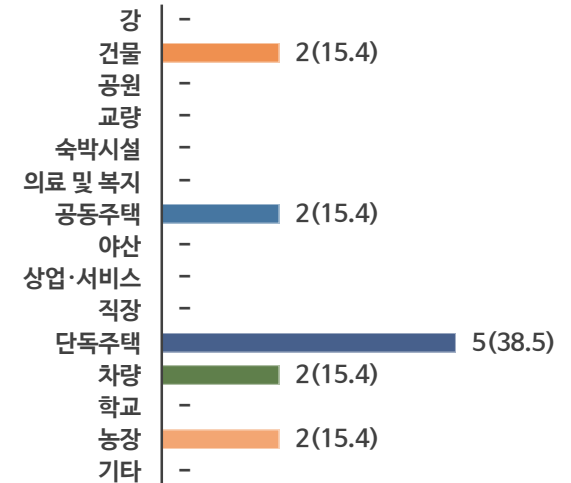
인제군



고성군



양양군



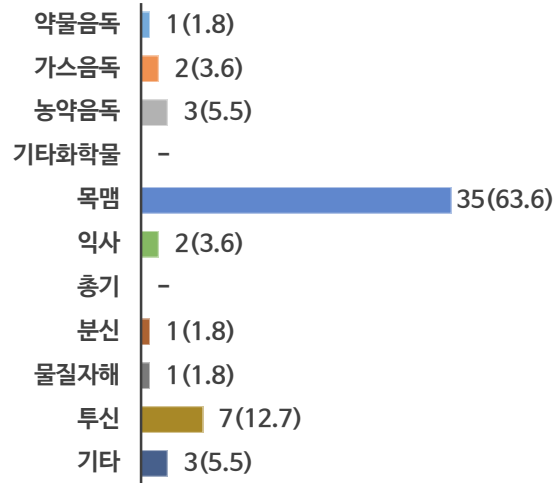
[illegible]

[illegible]

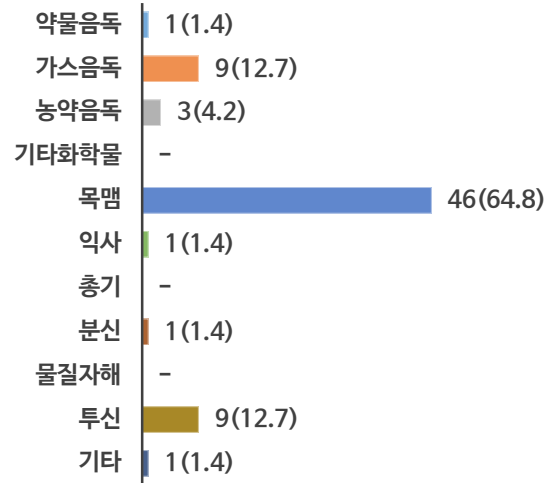


2019년 1-10월 시군별 | 자살사망자 수 | 사망방법 : 시단위

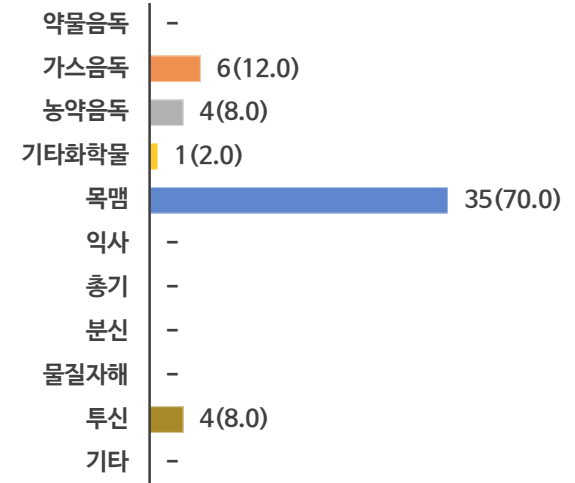
춘천시



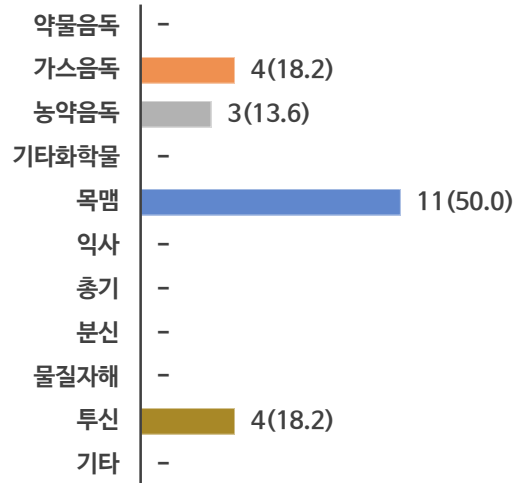
원주시



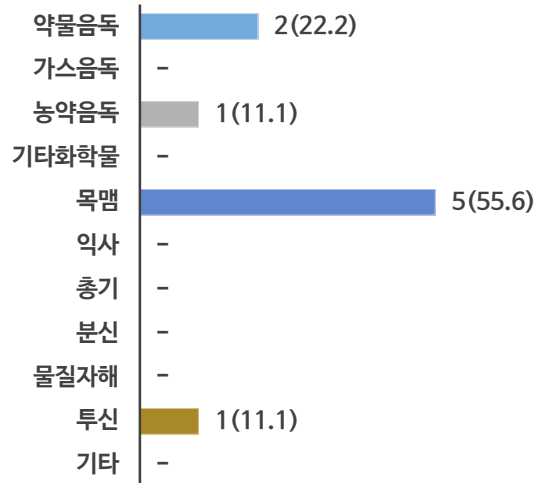
강릉시



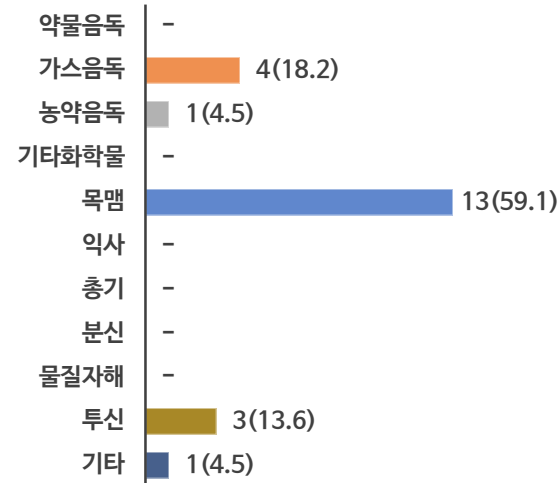
동해시



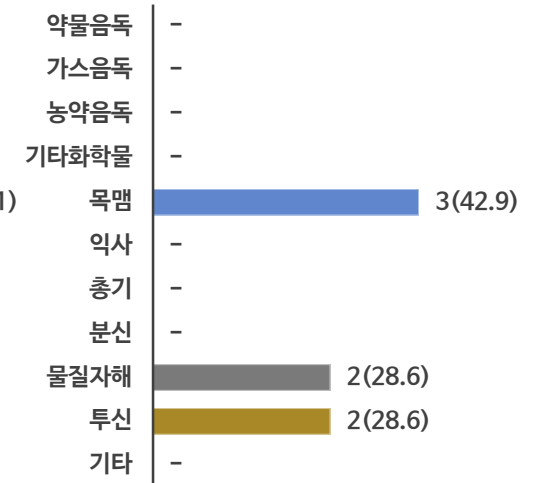
태백시



속초시



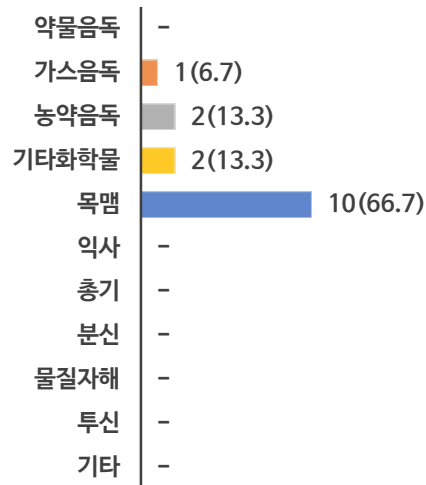
삼척시





2019년 1-10월 시군별 | 자살사망자 수 | 사망방법 : 군단위

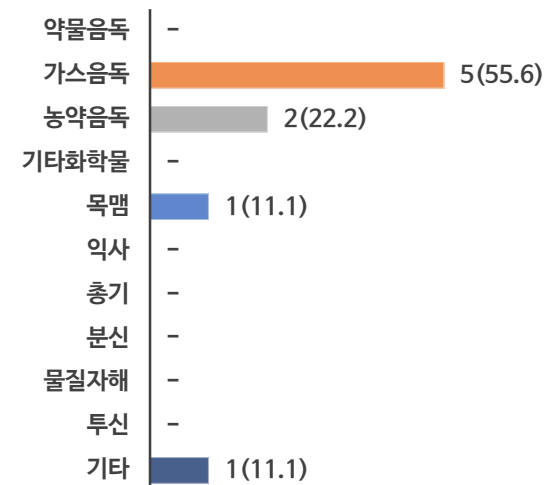
홍천군



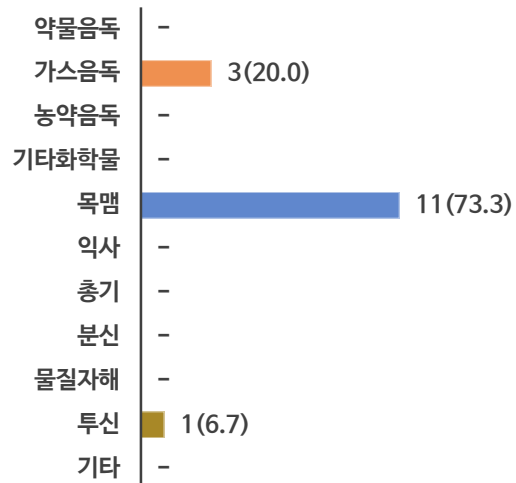
횡성군



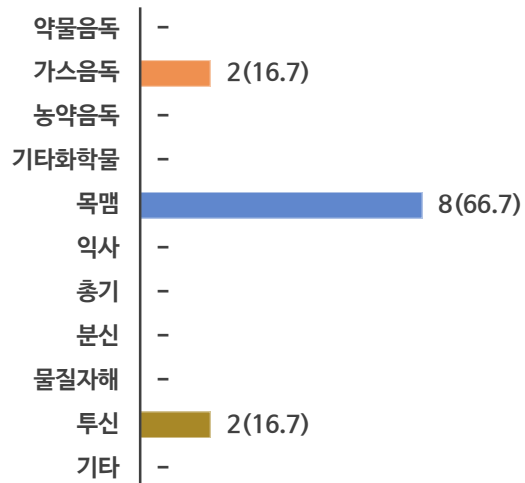
영월군



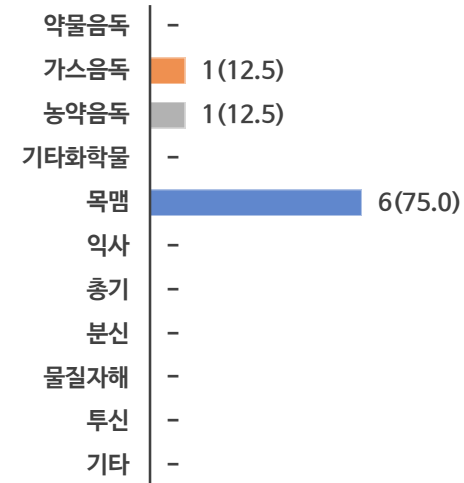
평창군



정선군



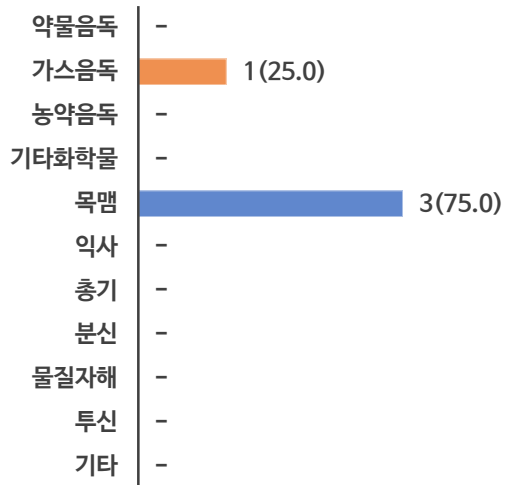
철원군



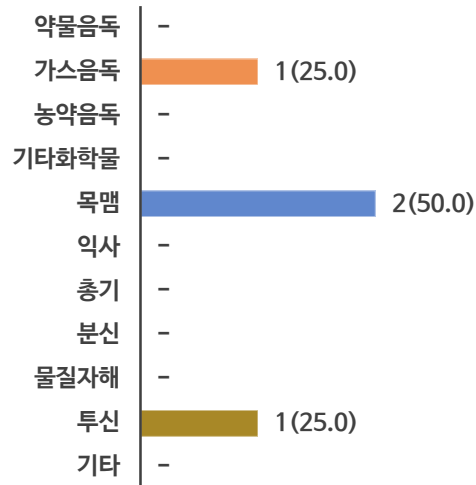


2019년 1-10월 시군별 | 자살사망자 수 | 사망방법 : 군단위

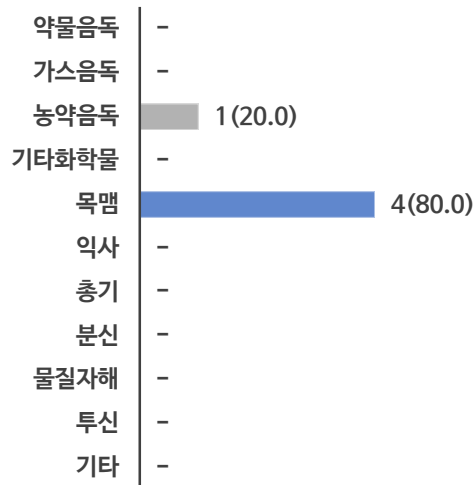
화천군



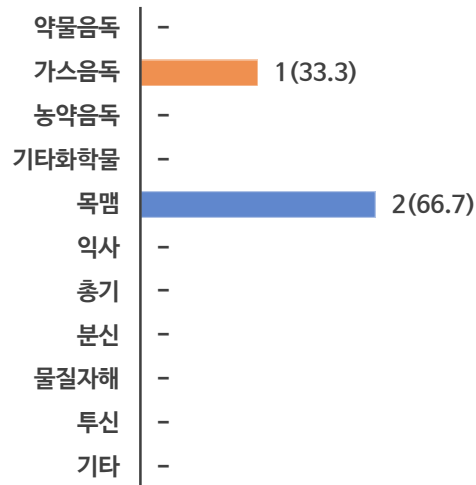
양구군



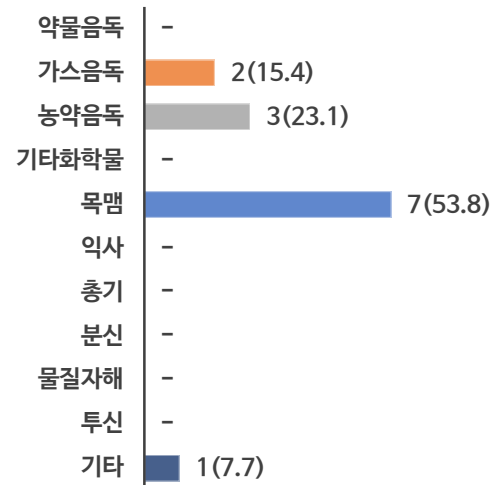
인제군



고성군



양양군



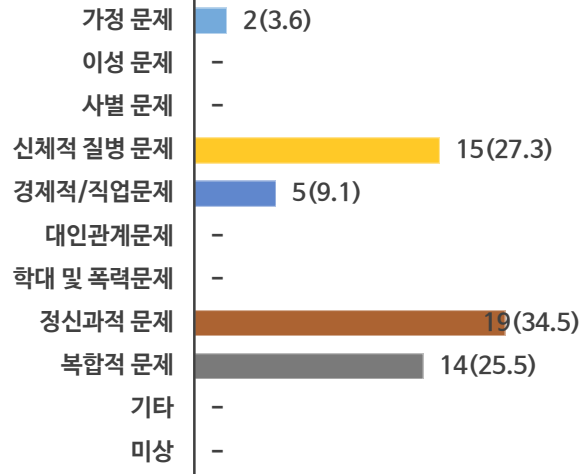
[illegible]

[illegible]

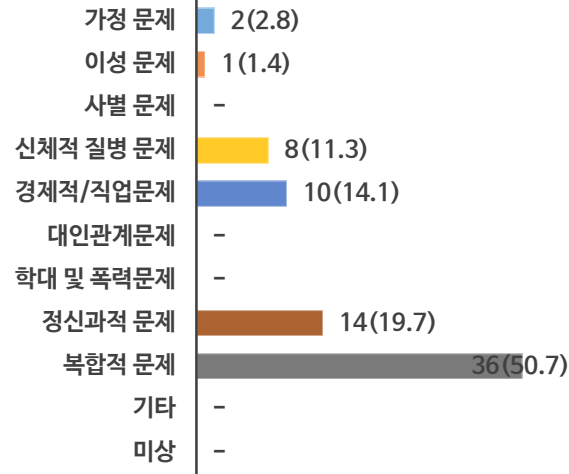


2019년 1-10월 시군별 | 자살사망자 수 | 자살동기 : 시단위

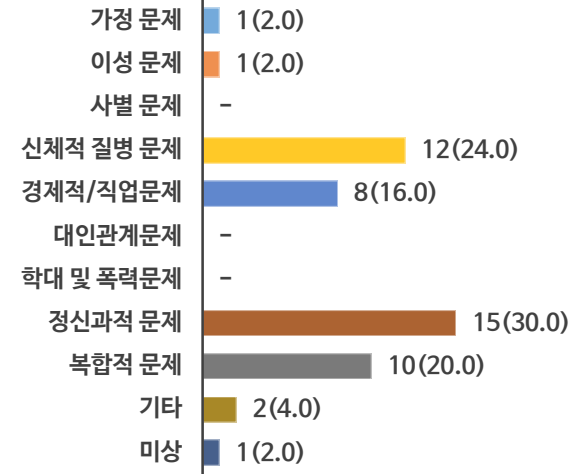
춘천시



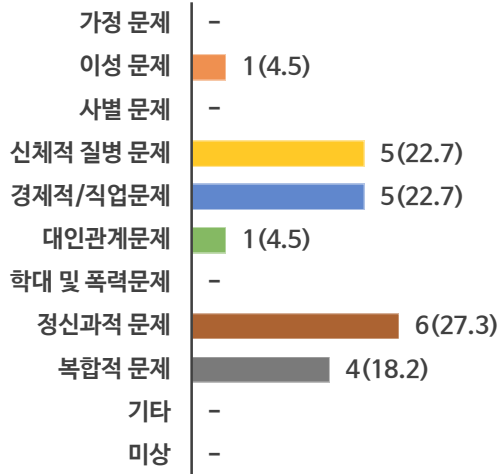
원주시



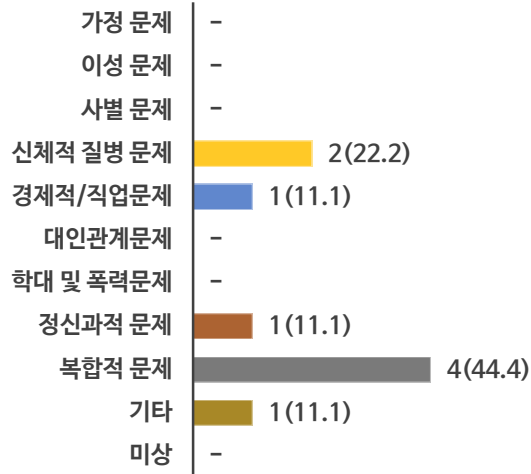
강릉시



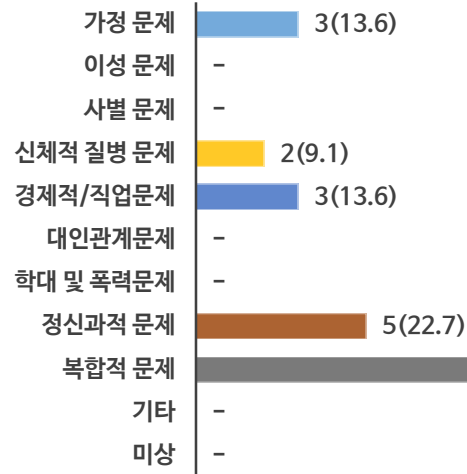
동해시



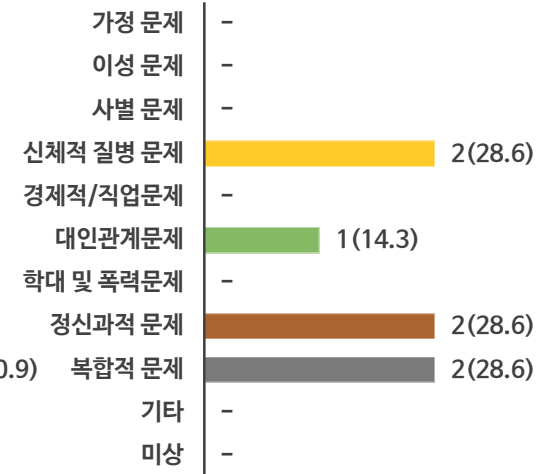
태백시



속초시



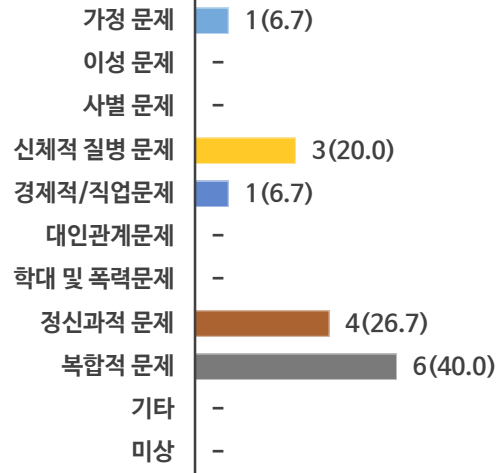
삼척시



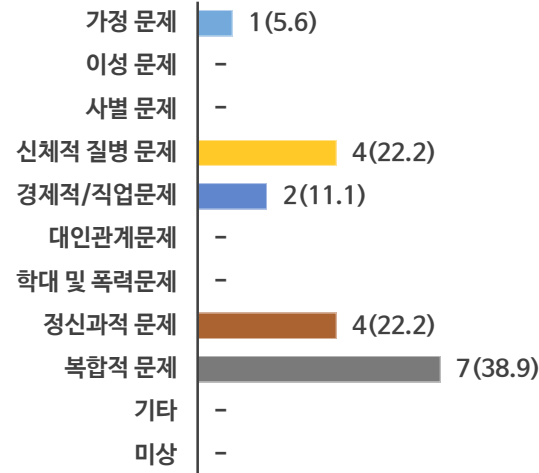


2019년 1-10월 시군별 | 자살사망자 수 | 자살동기 : 군단위

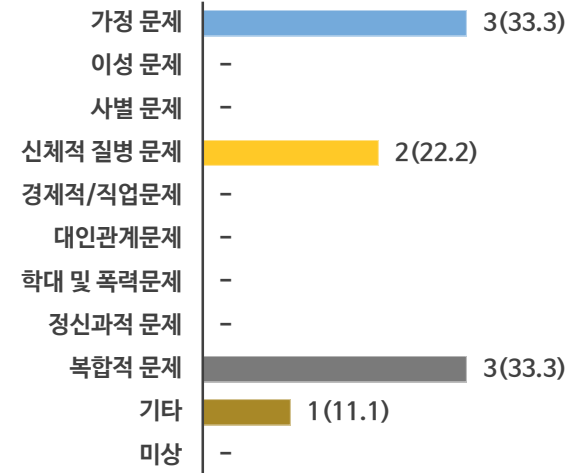
홍천군



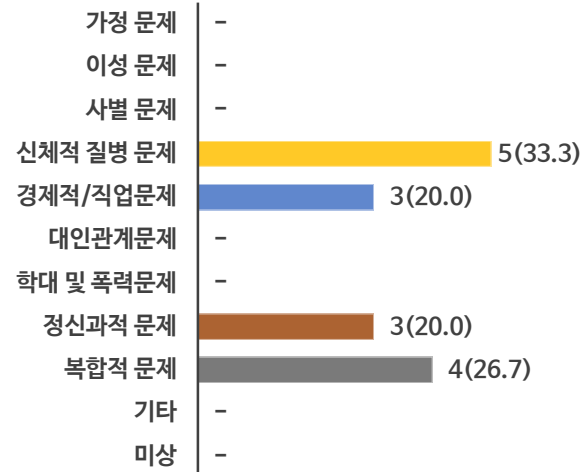
횡성군



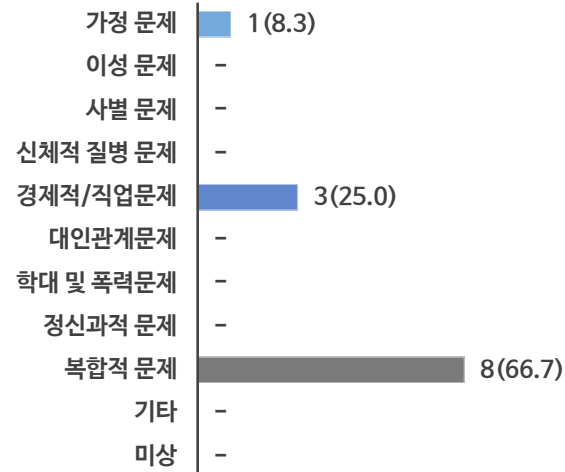
영월군



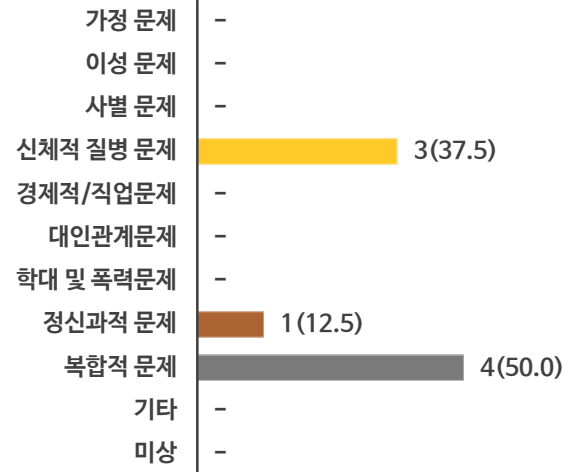
평창군



정선군



철원군



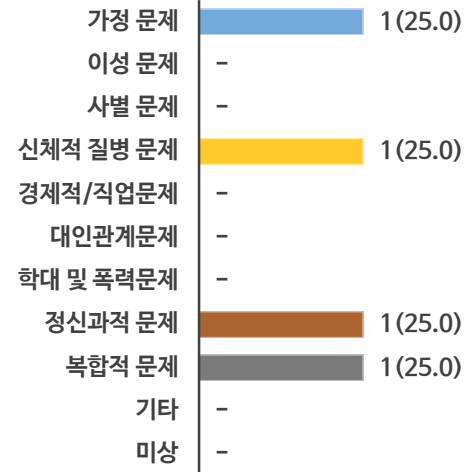


2019년 1-10월 시군별 | 자살사망자 수 | 자살동기 : 군단위

화천군



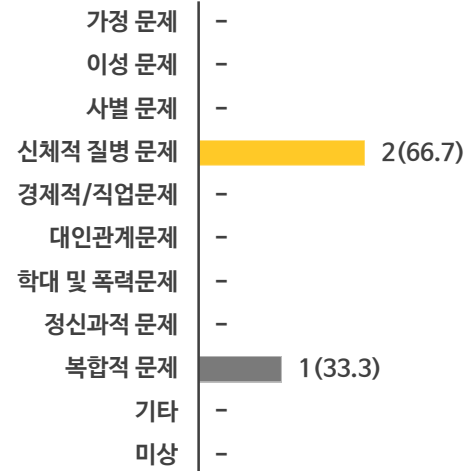
양구군



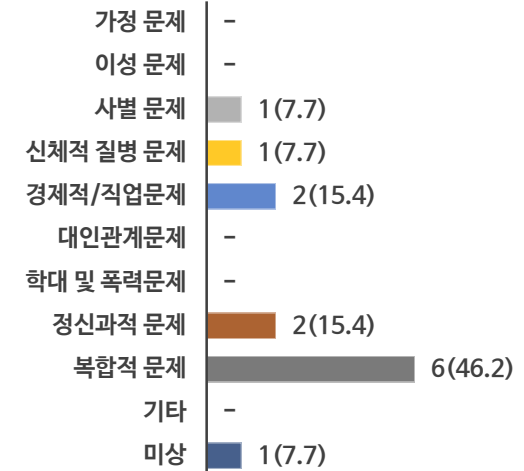
인제군



고성군



양양군



[illegible]

[illegible]



2019년 1-10월 시군별 | 자살사망자 수 | 월별 자살사망자 수

시군별	1월		2월		3월		4월		5월		6월		7월		8월		9월		10월		2018	2019	증가율 (%)
	19'(18')	증감	19'(18')	증감	19'(18')	증감	19'(18')	증감	19'(18')	증감	19'(18')	증감	19'(18')	증감	19'(18')	증감	19'(18')	증감	19'(18')	증감			
강원도	26(32)	▼6	26(29)	▼3	30(29)	▲1	31(40)	▼9	24(31)	▼7	39(39)	-	37(39)	▼2	42(37)	▲5	39(32)	▲7	48(33)	▲15	341	342	1(▲0.3)
춘천시	5(5)	-	4(9)	▼5	3(6)	▼3	8(5)	▲3	3(3)	-	5(5)	-	9(5)	▲4	6(9)	▼3	6(8)	▼2	6(9)	▼3	64	55	-9(▼14.1)
원주시	5(2)	▲3	5(6)	▼1	9(7)	▲2	7(7)	-	4(7)	▼3	16(5)	▲11	5(14)	▼9	9(6)	▲3	3(7)	▼4	8(3)	▲5	64	71	7(▲10.9)
강릉시	4(6)	▼2	5(4)	▲1	5(4)	▲1	0(7)	▼7	5(5)	-	3(8)	▼5	3(6)	▼3	8(3)	▲5	8(2)	▲6	9(6)	▲3	51	50	-1(▼2.0)
동해시	3(2)	▲1	0(1)	▼1	1(1)	-	0(2)	▼2	0(5)	▼5	2(4)	▼2	4(2)	▲2	5(2)	▲3	2(0)	▲2	5(3)	▲2	22	22	0(-)
태백시	0(3)	▼3	1(1)	-	0(0)	-	1(2)	▼1	2(4)	▼2	1(2)	▼1	0(0)	-	0(1)	▼1	1(0)	▲1	3(5)	▼2	18	9	-9(▼50.0)
속초시	1(1)	-	2(0)	▲2	4(0)	▲4	1(1)	-	1(1)	-	3(2)	▲1	2(4)	▼2	1(3)	▼2	3(1)	▲2	4(0)	▲4	13	22	9(▲69.2)
삼척시	1(0)	▲1	0(0)	-	0(1)	▼1	0(2)	▼2	2(1)	▲1	1(0)	▲1	0(1)	▼1	1(2)	▼1	2(0)	▲2	0(1)	▼1	8	7	-1(▼12.5)
홍천군	2(2)	-	0(2)	▼2	0(1)	▼1	2(2)	-	1(1)	-	0(4)	▼4	4(2)	▲2	2(3)	▼1	3(3)	-	1(0)	▲1	20	15	-5(▼25.0)
횡성군	0(0)	-	1(1)	-	2(1)	▲1	3(1)	▲2	0(0)	-	1(1)	-	2(0)	▲2	4(0)	▲4	4(1)	▲3	1(1)	-	6	18	12(▲200.0)
영월군	0(0)	-	2(1)	▲1	0(3)	▼3	2(1)	▲1	1(1)	-	1(1)	-	0(0)	-	0(1)	▼1	0(1)	▼1	3(1)	▲2	10	9	-1(▼10.0)
평창군	0(1)	▼1	1(0)	▲1	3(1)	▲2	2(2)	-	0(1)	▼1	0(1)	▼1	4(2)	▲2	3(1)	▲2	2(2)	-	0(0)	-	11	15	4(▲36.4)
정선군	1(1)	-	1(0)	▲1	1(2)	▼1	0(0)	-	1(1)	-	3(2)	▲1	0(0)	-	2(1)	▲1	3(2)	▲1	0(2)	▼2	11	12	1(▲9.1)
철원군	1(3)	▼2	1(0)	▲1	1(1)	-	2(2)	-	1(0)	▲1	0(1)	▼1	1(2)	▼1	0(0)	-	0(1)	▼1	1(1)	-	11	8	-3(▼27.3)
화천군	0(1)	▼1	1(0)	▲1	0(0)	-	1(0)	▲1	0(0)	-	0(1)	▼1	0(0)	-	0(2)	▼2	1(0)	▲1	1(0)	▲1	4	4	0(-)
양구군	1(0)	▲1	0(0)	-	1(0)	▲1	0(3)	▼3	0(0)	-	1(1)	-	1(0)	▲1	0(1)	▼1	0(1)	▼1	0(1)	▼1	7	4	-3(▼42.9)
인제군	0(1)	▼1	0(3)	▼3	0(1)	▼1	0(1)	▼1	0(1)	▼1	1(0)	▲1	0(0)	-	1(2)	▼1	1(1)	-	2(0)	▲2	10	5	-5(▼50.0)
고성군	0(1)	▼1	0(1)	▼1	0(0)	-	0(1)	▼1	0(0)	-	1(1)	-	1(1)	-	0(0)	-	0(0)	-	1(0)	▲1	5	3	-2(▼40.0)
양양군	2(3)	▼1	2(0)	▲2	0(0)	-	2(1)	▲1	3(0)	▲3	0(0)	-	1(0)	▲1	0(0)	-	0(2)	▼2	3(0)	▲3	6	13	7(▲116.7)